

# SEQUENCES: PICTURE STORIES FOR ESL

# SEQUENCES

## PICTURE STORIES FOR ESL



# SEQUENCES

## PICTURE STORIES FOR ESL

drawings by Jeannette Julich  
exercises by John F. Chabot

Copyright © 2006 FULL BLAST Productions

IN CANADA

FB Productions  
70 Allan Drive  
Saint Catharines, Ontario  
L2N 1E9

Phone: 905-937-1569  
Fax: 905-937-2657  
E-mail: fbp@cogeco.ca  
Website: www.fullblastproductions.com

IN THE UNITED STATES

FB Productions  
1623 Military Road #370  
Niagara Falls, New York  
14304-1745

Photocopying rights are granted to the individual teacher or the single school purchasing the materials. A copy of this book purchased by an individual teacher is that teacher's property and can travel with her from school to school. A single copy of this book may not be kept at a resource center and used to service several schools. To be entitled to copy this book, a teacher in the school or the school itself must own an original copy. Please respect copyright.

### **Library and Archives Canada Cataloguing in Publication**

**Julich, Jeannette**

**Sequences : picture stories for ESL / drawings by Jeannette Julich ; exercises by John F. Chabot.**

**ISBN 1-895451-61-2**

**1. English language--Textbooks for second language learners. I. Chabot, John F., 1959- II. Title.**

**PE1128.J85 2006**

**428.2'4**

**C2006-905990-X**

Printed in Canada

# INTRODUCTION

Sequences: Picture Stories for ESL is a reproducible book for beginner ESL students of all ages. It includes 60 units. Each unit contains a drawings page. On each drawings page there is a sequence of six drawings, mostly without words or captions. The drawings show the sequence of events that go with a particular activity, such as going grocery shopping or visiting a doctor. Your students, with your input, identify the items and actions in the drawings. Each drawings page is complimented by a page of vocabulary building exercises.

These lessons depend on the involvement of teacher and students together. The teacher must help students by giving the necessary input, which means a close analysis of each drawing making sure students have the vocabulary needed for the simple exercises which follow. It is a good idea to read over the exercises before presenting the lesson to your students. That way you know the vocabulary that will be studied in the exercises.

For students these materials promote listening, speaking, reading and writing.

The exercises for each unit are as follows:

**TITLE:** Your students must come up with a title for the unit.


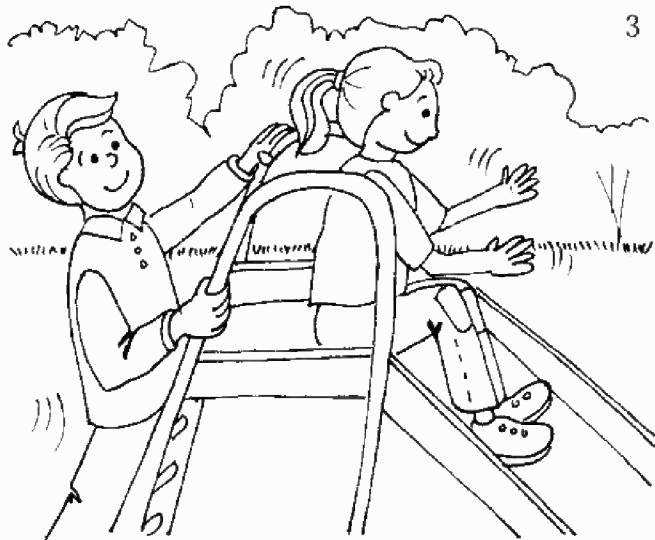
**WHICH DRAWING IS IT?:** Your students are given six short sentences and they must match to which drawing each sentence belongs.

**WHERE IS IT?:** Your students are given words or short phrases which describe something unique in one of the six drawings. Students must identify to which drawing each word or phrase belongs.

**POINT IT OUT:** Your students must point to items found in the drawings.

We want our students to succeed. These drawings and exercises provide a wealth of vocabulary building potential.

TITLE: \_\_\_\_\_



## WHICH DRAWING IS IT?

Identify which drawing the following sentences best describe.

1. At recess the children play on the slide. Best describes drawing number \_\_\_\_\_
2. The school has an old bell. \_\_\_\_\_
3. The teacher tells a story about a dog. \_\_\_\_\_
4. The boy walks home from school. \_\_\_\_\_
5. The students eat lunch in their classroom. \_\_\_\_\_
6. The girl paints a picture of a tree. \_\_\_\_\_

## WHERE IS IT?

Below is a list of six words or phrases. Identify which drawing contains the thing described by that word or phrase. Practice writing the word or phrase in the space provided. There will be one word or phrase for each drawing.

sandwich   artist   slide   bone   cap   birds

1. \_\_\_\_\_
2. \_\_\_\_\_
3. \_\_\_\_\_
4. \_\_\_\_\_
5. \_\_\_\_\_
6. \_\_\_\_\_


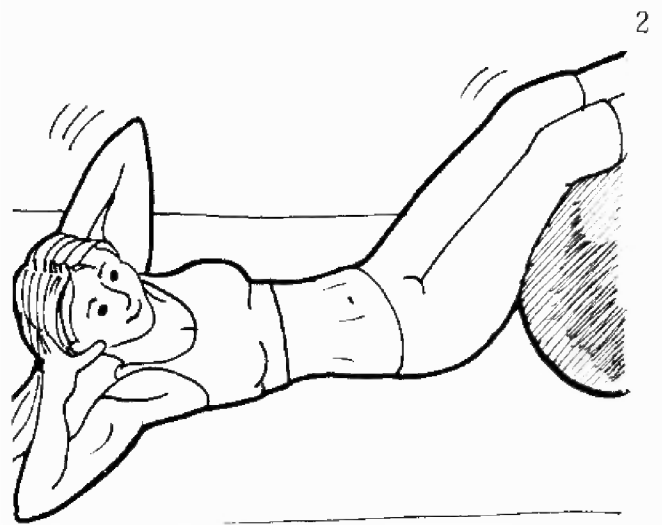
## POINT IT OUT

Point to the following items.

paint   butterfly   book   ladder   cloud   house



TITLE: \_\_\_\_\_



## WHICH DRAWING IS IT?

Identify which drawing the following sentences best describe.

- |  |                               |       |
|--|-------------------------------|-------|
| 1. She does sit-ups.                       | Best describes drawing number | _____ |
| 2. She lifts weights.                      |                               | _____ |
| 3. She has a gift certificate for the gym. |                               | _____ |
| 4. She runs on the treadmill.              |                               | _____ |
| 5. She is sweating and needs a shower.     |                               | _____ |
| 6. She punches the punching bag.           |                               | _____ |

## WHERE IS IT?

Below is a list of six words or phrases. Identify which drawing contains the thing described by that word or phrase. Practice writing the word or phrase in the space provided. There will be one word or phrase for each drawing.

certificate    running    weight    punching    towel    sit-up

1. \_\_\_\_\_
2. \_\_\_\_\_
3. \_\_\_\_\_
4. \_\_\_\_\_
5. \_\_\_\_\_
6. \_\_\_\_\_

## POINT IT OUT

Point to the following items.

towel    ball    punching bag    dumbbell    treadmill    signature

TITLE: \_\_\_\_\_

THE HALLWAY SALON  
AND SPA



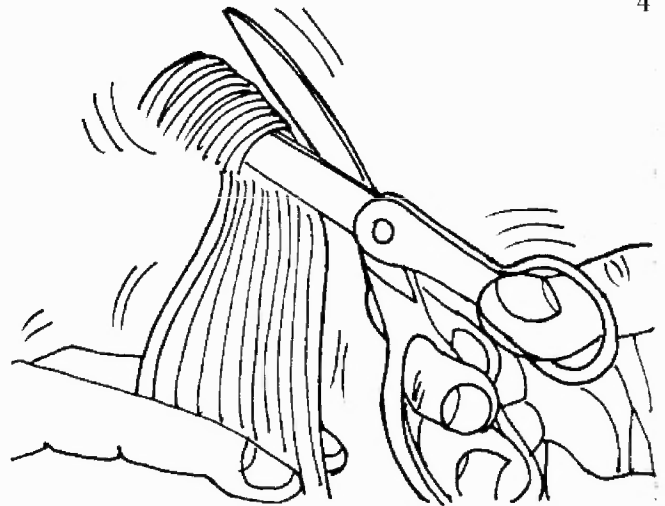
1



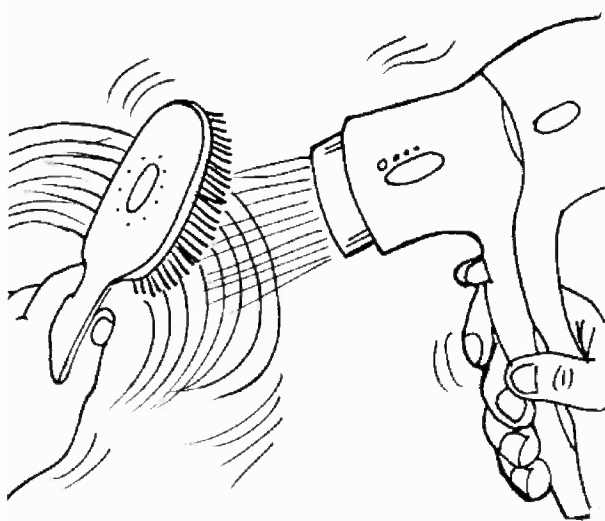
2



3



4



5



6

## WHICH DRAWING IS IT?

Identify which drawing the following sentences best describe.

- |                                   |                               |       |
|-----------------------------------|-------------------------------|-------|
| 1. Her hair is cut.               | Best describes drawing number | _____ |
| 2. Her hair is washed.            |                               | _____ |
| 3. Her hair is much shorter.      |                               | _____ |
| 4. Her hair is dried and styled.  |                               | _____ |
| 5. She arrives at the hair salon. |                               | _____ |
| 6. Her hair is in a towel.        |                               | _____ |

## WHERE IS IT?

Below is a list of six words or phrases. Identify which drawing contains the thing described by that word or phrase. Practice writing the word or phrase in the space provided. There will be one word or phrase for each drawing.

short hair   towel   wash   cut   long hair   style hair




1. \_\_\_\_\_
2. \_\_\_\_\_
3. \_\_\_\_\_
4. \_\_\_\_\_
5. \_\_\_\_\_
6. \_\_\_\_\_

## POINT IT OUT

Point to the following items.

scissors   new style   brush   shower   towel   old style

TITLE: \_\_\_\_\_



## WHICH DRAWING IS IT?

Identify which drawing the following sentences best describe.

- |   |                               |       |
|---|-------------------------------|-------|
| 1. He swings on the swing.              | Best describes drawing number | _____ |
| 2. She slides down the slide.           |                               | _____ |
| 3. She takes a drink from the fountain. |                               | _____ |
| 4. He plays in the sandbox.             |                               | _____ |
| 5. She climbs the monkey bars.          |                               | _____ |
| 6. They play on the teeter-totter.      |                               | _____ |

## WHERE IS IT?

Below is a list of six words or phrases. Identify which drawing contains the thing described by that word or phrase. Practice writing the word or phrase in the space provided. There will be one word or phrase for each drawing.

pail   sliding   seesaw   swinging   climbing   drinking


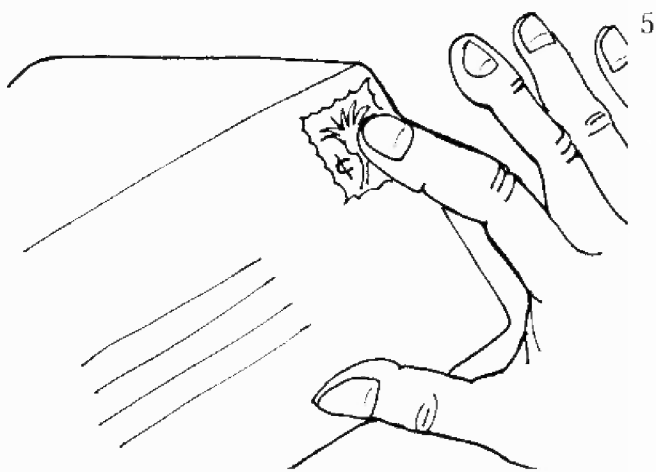

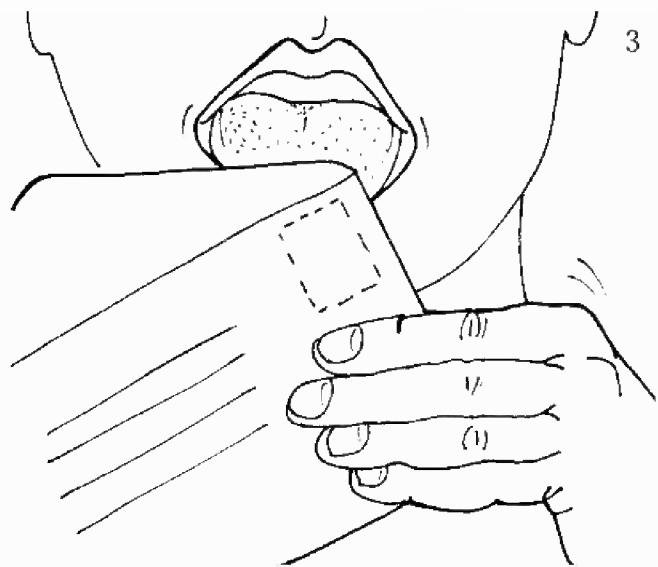
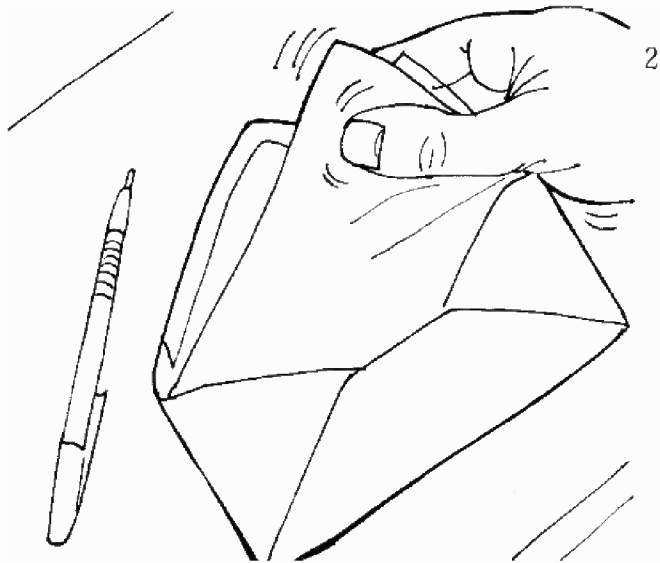

1. \_\_\_\_\_
2. \_\_\_\_\_
3. \_\_\_\_\_
4. \_\_\_\_\_
5. \_\_\_\_\_
6. \_\_\_\_\_

## POINT IT OUT

Point to the following items.

sandbox   slide   fountain   swing   monkey bars   teeter-totter

TITLE: \_\_\_\_\_



## WHICH DRAWING IS IT?

Identify which drawing the following sentences best describe.

- |   |                               |       |
|---|-------------------------------|-------|
| 1. He writes a letter.                  | Best describes drawing number | _____ |
| 2. He mails the letter.                 |                               | _____ |
| 3. He buys stamps.                      |                               | _____ |
| 4. He places a stamp on the letter.     |                               | _____ |
| 5. He places the letter in an envelope. |                               | _____ |
| 6. He licks the envelope.               |                               | _____ |

## WHERE IS IT?

Below is a list of six words or phrases. Identify which drawing contains the thing described by that word or phrase. Practice writing the word or phrase in the space provided. There will be one word or phrase for each drawing.

licking    placing stamp    writing    stuffing envelope    buying    mailing

1. \_\_\_\_\_
2. \_\_\_\_\_
3. \_\_\_\_\_
4. \_\_\_\_\_
5. \_\_\_\_\_
6. \_\_\_\_\_

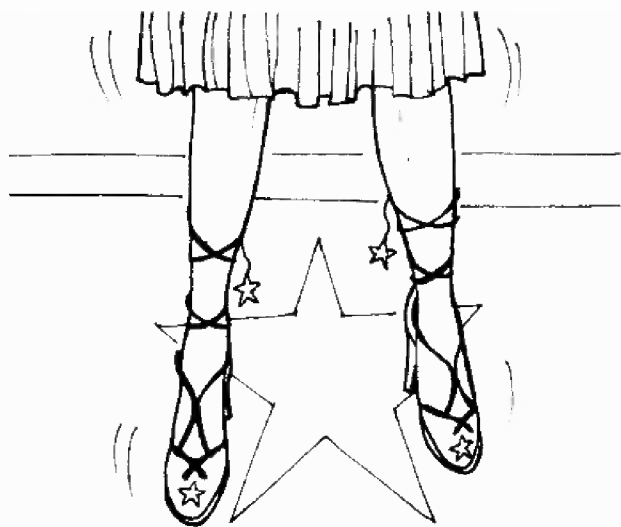

## POINT IT OUT

Point to the following items.

computer    envelope & pen together    tongue    mailbox    stamp on envelope    handwriting



TITLE: \_\_\_\_\_



## WHICH DRAWING IS IT?

Identify which drawing the following sentences best describe.

- |                                       |                               |       |
|---------------------------------------|-------------------------------|-------|
| 1. The mall is full of stores.        | Best describes drawing number | _____ |
| 2. She finds sunglasses she likes.    |                               | _____ |
| 3. She leaves carrying shopping bags. |                               | _____ |
| 4. She tries on a new outfit.         |                               | _____ |
| 5. She finds shoes she likes.         |                               | _____ |
| 6. She finds a hat she likes.         |                               | _____ |

## WHERE IS IT?

Below is a list of six words or phrases. Identify which drawing contains the thing described by that word or phrase. Practice writing the word or phrase in the space provided. There will be one word or phrase for each drawing.

cap   exit   change room   shoes   mall entrance   eye wear





1. \_\_\_\_\_
2. \_\_\_\_\_
3. \_\_\_\_\_
4. \_\_\_\_\_
5. \_\_\_\_\_
6. \_\_\_\_\_

## POINT IT OUT

Point to the following items.

trees   laces   shopping bags   hat   coat hanger   bracelet

TITLE: \_\_\_\_\_



## WHICH DRAWING IS IT?

Identify which drawing the following sentences best describe.

- |                                       |                               |       |
|---------------------------------------|-------------------------------|-------|
| 1. I carry a list when I go shopping. | Best describes drawing number | _____ |
| 2. The shelves are full of products.  |                               | _____ |
| 3. I weigh pears on a scale.          |                               | _____ |
| 4. The cashier rings in my purchases. |                               | _____ |
| 5. I choose my vegetables carefully.  |                               | _____ |
| 6. The shopping cart is full.         |                               | _____ |

## WHERE IS IT?

Below is a list of six words or phrases. Identify which drawing contains the thing described by that word or phrase. Practice writing the word or phrase in the space provided. There will be one word or phrase for each drawing.

cash register    grocery bags    holding cucumber    scale    bottles and cans    list





1. \_\_\_\_\_
2. \_\_\_\_\_
3. \_\_\_\_\_
4. \_\_\_\_\_
5. \_\_\_\_\_
6. \_\_\_\_\_

## POINT IT OUT

Point to the following items.

watermelon    cans    purse    pears    celery and tomatoes    cashier

TITLE: \_\_\_\_\_



## WHICH DRAWING IS IT?

Identify which drawing the following sentences best describe.

- |   |                               |       |
|---|-------------------------------|-------|
| 1. People stand in line.                  | Best describes drawing number | _____ |
| 2. She likes to think about her savings.  |                               | _____ |
| 3. This is the entrance to the bank.      |                               | _____ |
| 4. The teller gives her some cash.        |                               | _____ |
| 5. There is a security guard at the bank. |                               | _____ |
| 6. She puts cash in her wallet.           |                               | _____ |

## WHERE IS IT?

Below is a list of six words or phrases. Identify which drawing contains the thing described by that word or phrase. Practice writing the word or phrase in the space provided. There will be one word or phrase for each drawing.

computer    purse    thinking    guard    \$20    pillars





1. \_\_\_\_\_
2. \_\_\_\_\_
3. \_\_\_\_\_
4. \_\_\_\_\_
5. \_\_\_\_\_
6. \_\_\_\_\_

## POINT IT OUT

Point to the following items.

sign    pen    wallet    young man    uniform    bank balance

TITLE: \_\_\_\_\_




5

Sam's GARAGE INVOICE 2397  
COMPLETE LUBE, OIL + FILTER SERVICE  
FRONT BRAKE CALIPERS  
BRAKE ROTERS  
BUSHINGS  
RACK + PINION  
RADIATOR  
BELT

LABOUR .....  
PARTS .....  
TAXES ..... TOTAL

ODOMETER 150,000 KM  
DATE JAN 27/06  
YEAR 2000



## WHICH DRAWING IS IT?

Identify which drawing the following sentences best describe.

1. The mechanic works under the car. Best describes drawing number \_\_\_\_\_
2. There is a big sign outside Sam's Garage. \_\_\_\_\_
3. The mechanic works on the engine. \_\_\_\_\_
4. The cost to repair the car was on an invoice. \_\_\_\_\_
5. The car is not running properly. \_\_\_\_\_
6. The car is running perfectly. \_\_\_\_\_

## WHERE IS IT?

Below is a list of six words or phrases. Identify which drawing contains the thing described by that word or phrase. Practice writing the word or phrase in the space provided. There will be one word or phrase for each drawing.

car problems   mechanic's legs   smooth running car   Erik   sign   invoice

1. \_\_\_\_\_
2. \_\_\_\_\_
3. \_\_\_\_\_
4. \_\_\_\_\_
5. \_\_\_\_\_
6. \_\_\_\_\_





## POINT IT OUT

Point to the following items.

thump   #1   bill   wrenches   engine   purr



TITLE: \_\_\_\_\_



## WHICH DRAWING IS IT?

Identify which drawing the following sentences best describe.

1. The living room has glass patio doors. Best describes drawing number \_\_\_\_\_
2. The sign says apartment for rent. \_\_\_\_\_
3. There is a big closet in the bedroom. \_\_\_\_\_
4. The kitchen has new appliances. \_\_\_\_\_
5. I rented the apartment. \_\_\_\_\_
6. The bathroom is big and clean. \_\_\_\_\_

## WHERE IS IT?

Below is a list of six words or phrases. Identify which drawing contains the thing described by that word or phrase. Practice writing the word or phrase in the space provided. There will be one word or phrase for each drawing.

stove   apartment building   glass doors   closet   key   toilet

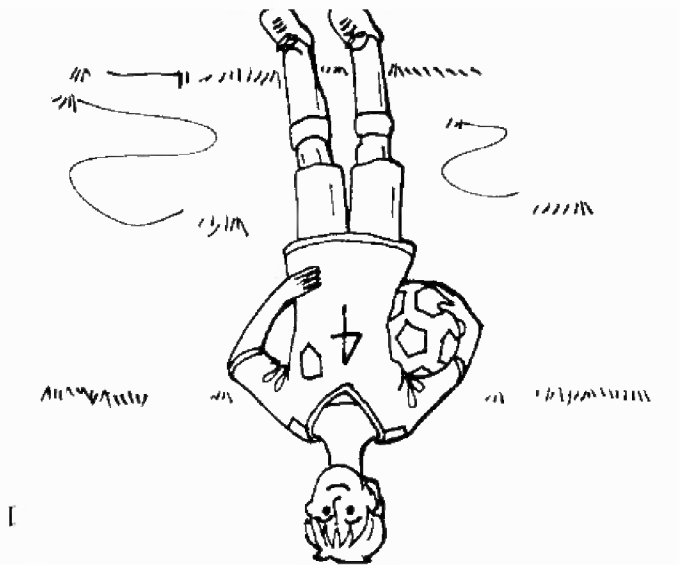
1. \_\_\_\_\_
2. \_\_\_\_\_
3. \_\_\_\_\_
4. \_\_\_\_\_
5. \_\_\_\_\_
6. \_\_\_\_\_

## POINT IT OUT


Point to the following items.

advertisement   desk   mirror   refrigerator   tile floor   carpet

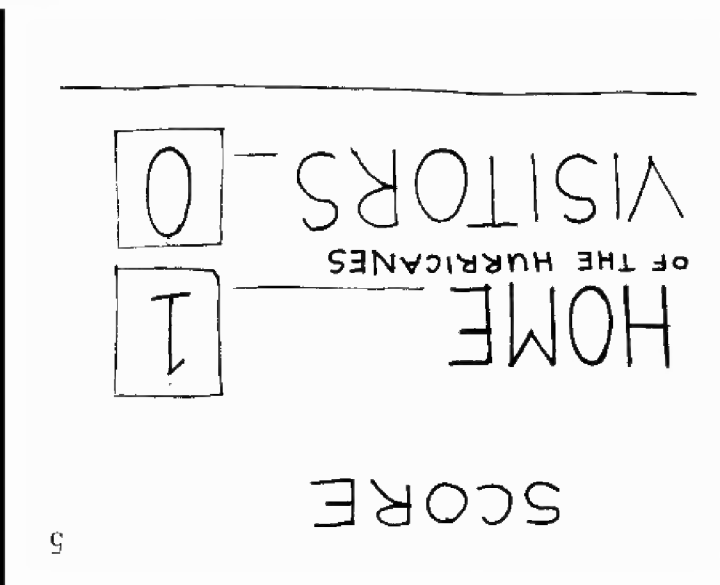
TITLE:




1




3



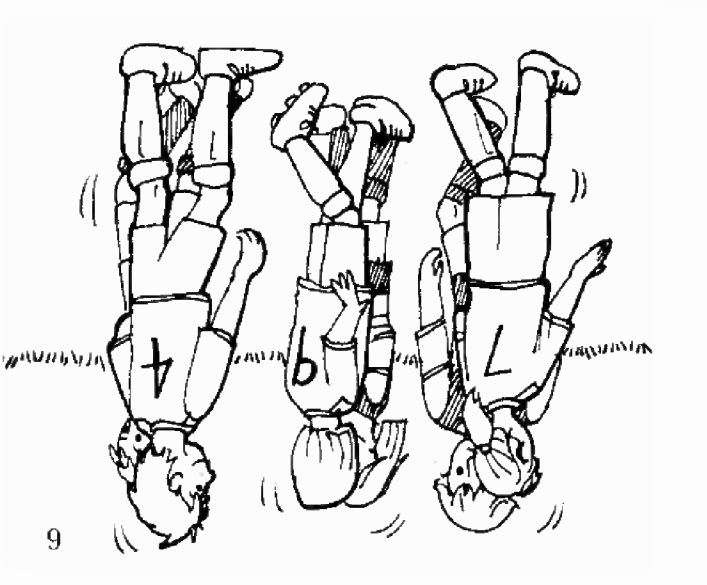
5



2



4



6

## WHICH DRAWING IS IT?

Identify which drawing the following sentences best describe.

1. Jimmy scores a goal Best describes drawing number \_\_\_\_\_
2. Jimmy takes the ball from the other team. \_\_\_\_\_
3. Jimmy is #4. He arrives at his soccer game. \_\_\_\_\_
4. The two teams shake hands. \_\_\_\_\_
5. Jimmy and his teammates defend their goal. \_\_\_\_\_
6. Jimmy's team wins 1-0. \_\_\_\_\_

## WHERE IS IT?

Below is a list of six words or phrases. Identify which drawing contains the thing described by that word or phrase. Practice writing the word or phrase in the space provided. There will be one word or phrase for each drawing.

before game    helping the goalkeeper    scoring    end of game    scoreboard    one on one





1. \_\_\_\_\_
2. \_\_\_\_\_
3. \_\_\_\_\_
4. \_\_\_\_\_
5. \_\_\_\_\_
6. \_\_\_\_\_

## POINT IT OUT

Point to the following items.

Jimmy scoring    defending    1-0    taking ball away    holding ball    shaking hands

TITLE: \_\_\_\_\_



## WHICH DRAWING IS IT?

Identify which drawing the following sentences best describe.

- |                                    |                               |       |
|------------------------------------|-------------------------------|-------|
| 1. They ride horses on the farm.   | Best describes drawing number | _____ |
| 2. They raise pigs on the farm.    |                               | _____ |
| 3. This is their farm.             |                               | _____ |
| 4. They grow carrots on the farm   |                               | _____ |
| 5. The cow gives milk.             |                               | _____ |
| 6. They raise chickens on the farm |                               | _____ |

## WHERE IS IT?

Below is a list of six words or phrases. Identify which drawing contains the thing described by that word or phrase. Practice writing the word or phrase in the space provided. There will be one word or phrase for each drawing.

feeding   milking   laying   pulling   barn   riding



1. \_\_\_\_\_
2. \_\_\_\_\_
3. \_\_\_\_\_
4. \_\_\_\_\_
5. \_\_\_\_\_
6. \_\_\_\_\_

## POINT IT OUT

Point to the following items.

pail   stool   eggs   vegetable   farmhouse   reins

TITLE: \_\_\_\_\_



## WHICH DRAWING IS IT?

Identify which drawing the following sentences best describe.

1. The men hike through the forest. Best describes drawing number \_\_\_\_\_
2. The men collect firewood. \_\_\_\_\_
3. The men roast wieners. \_\_\_\_\_
4. The campsite is an open area with a fire pit. \_\_\_\_\_
5. The men put up their tent. \_\_\_\_\_
6. The men sleep in the tent. \_\_\_\_\_

## WHERE IS IT?

Below is a list of six words or phrases. Identify which drawing contains the thing described by that word or phrase. Practice writing the word or phrase in the space provided. There will be one word or phrase for each drawing.

open area   hiking   sleeping bags   hammer   campfire   gathering

1. \_\_\_\_\_
2. \_\_\_\_\_
3. \_\_\_\_\_
4. \_\_\_\_\_
5. \_\_\_\_\_
6. \_\_\_\_\_



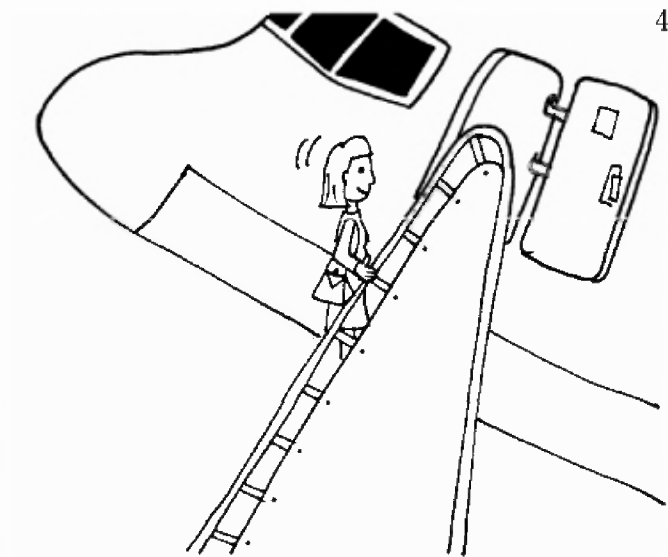

## POINT IT OUT

Point to the following items.

knapsack   wiener   stakes   open field   wood   night



TITLE: \_\_\_\_\_



## WHICH DRAWING IS IT?

Identify which drawing the following sentences best describe.

- |   |                               |       |
|---|-------------------------------|-------|
| 1. She sits in the plane.                 | Best describes drawing number | _____ |
| 2. She shows her ticket and her passport. |                               | _____ |
| 3. She climbs onto the plane.             |                               | _____ |
| 4. The plane takes off.                   |                               | _____ |
| 5. The taxi driver unloads her luggage.   |                               | _____ |
| 6. She takes a taxi to the airport.       |                               | _____ |

## WHERE IS IT?

Below is a list of six words or phrases. Identify which drawing contains the thing described by that word or phrase. Practice writing the word or phrase in the space provided. There will be one word or phrase for each drawing.

take off    reading    climbing    identification    unloading    car travel

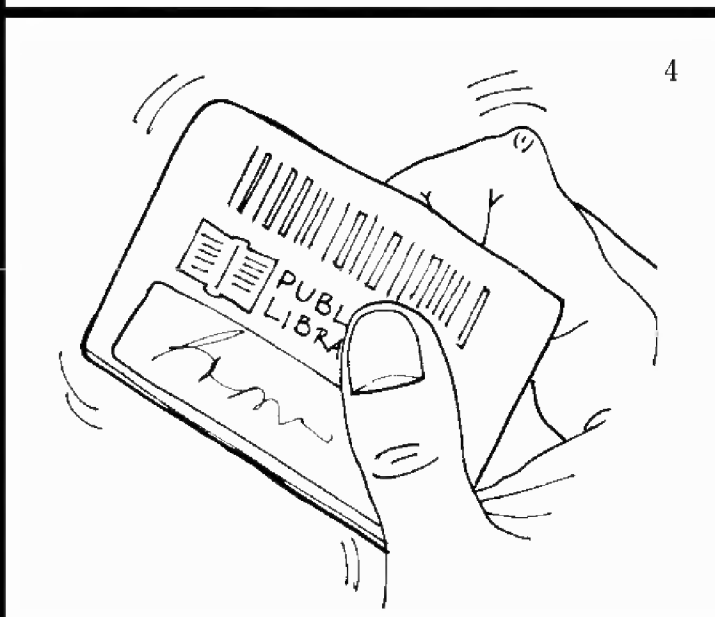



1. \_\_\_\_\_
2. \_\_\_\_\_
3. \_\_\_\_\_
4. \_\_\_\_\_
5. \_\_\_\_\_
6. \_\_\_\_\_

## POINT IT OUT

Point to the following items.

trunk    road sign    seats    counter    wings    stairs

TITLE: \_\_\_\_\_



## WHICH DRAWING IS IT?

Identify which drawing the following sentences best describe.

1. Jim took a book off the top shelf.                      Best describes drawing number \_\_\_\_\_
2. Jim arrives at the library. \_\_\_\_\_
3. There was no one sitting at the computer. \_\_\_\_\_
4. Jim leaves the library with several books. \_\_\_\_\_
5. The librarian scanned my card and the books. \_\_\_\_\_
6. Jim shows his library card. \_\_\_\_\_

## WHERE IS IT?

Below is a list of six words or phrases. Identify which drawing contains the thing described by that word or phrase. Practice writing the word or phrase in the space provided. There will be one word or phrase for each drawing.

keyboard    570-650    leaving    scanner    entrance    card





1. \_\_\_\_\_
2. \_\_\_\_\_
3. \_\_\_\_\_
4. \_\_\_\_\_
5. \_\_\_\_\_
6. \_\_\_\_\_

## POINT IT OUT

Point to the following items.

mouse    arm reaching for book    librarian    open sign    exit    signature

TITLE: \_\_\_\_\_



## WHICH DRAWING IS IT?

Identify which drawing the following sentences best describe.

1. The bus takes us to a castle. Best describes drawing number \_\_\_\_\_
2. The bus travels passed lakes. \_\_\_\_\_
3. The sign has Come Again written on it. \_\_\_\_\_
4. The bus begins its journey at the terminal. \_\_\_\_\_
5. The bus travels passed mountains. \_\_\_\_\_
6. The bus travels over bridges. \_\_\_\_\_

## WHERE IS IT?

Below is a list of six words or phrases. Identify which drawing contains the thing described by that word or phrase. Practice writing the word or phrase in the space provided. There will be one word or phrase for each drawing.

traveling over bridge   traveling downhill   heading under bridge   traveling uphill   terminal   end of trip

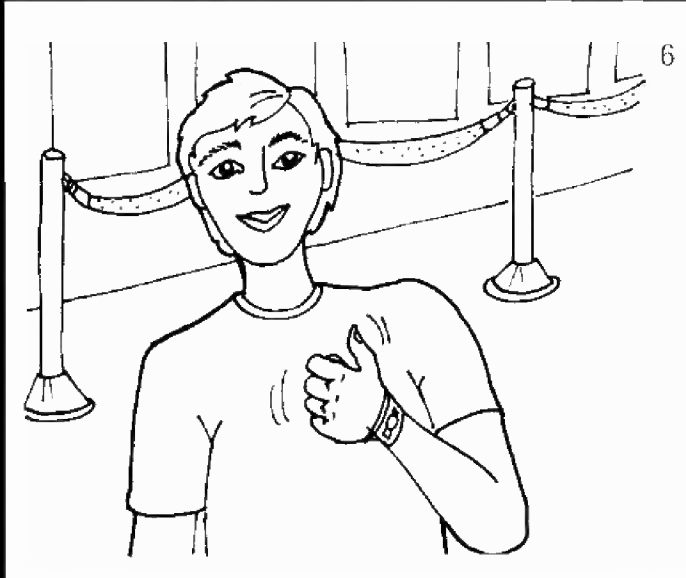


1. \_\_\_\_\_
2. \_\_\_\_\_
3. \_\_\_\_\_
4. \_\_\_\_\_
5. \_\_\_\_\_
6. \_\_\_\_\_

## POINT IT OUT

Point to the following items.

waterfalls   welcome sign   sidewalk   lake   snow   castle

TITLE: \_\_\_\_\_



## WHICH DRAWING IS IT?

Identify which drawing the following sentences best describe.

1. He purchases a ticket to the movie. Best describes drawing number \_\_\_\_\_
2. The movie is showing at 5, 7 and 9 o'clock. \_\_\_\_\_
3. He checks the newspaper to see which movies are playing. \_\_\_\_\_
4. He buys snacks. \_\_\_\_\_
5. He gives the movie thumbs up! \_\_\_\_\_
6. He watches the movie. \_\_\_\_\_

## WHERE IS IT?

Below is a list of six words or phrases. Identify which drawing contains the thing described by that word or phrase. Practice writing the word or phrase in the space provided. There will be one word or phrase for each drawing.

entrance to cinema    after movie    watching    reading    ticket agent    straw

1. \_\_\_\_\_
2. \_\_\_\_\_
3. \_\_\_\_\_
4. \_\_\_\_\_
5. \_\_\_\_\_
6. \_\_\_\_\_




## POINT IT OUT

Point to the following items.

marquis    newspaper    prices    seats    thumbs up    popcorn



TITLE: \_\_\_\_\_



## WHICH DRAWING IS IT?

Identify which drawing the following sentences best describe.

1. She left a good tip when she left. Best describes drawing number \_\_\_\_\_
2. She got a lot of food. \_\_\_\_\_
3. The front of the restaurant is decorated nicely. \_\_\_\_\_
4. The host greets people when they arrive. \_\_\_\_\_
5. Some tables have flowers on them. \_\_\_\_\_
6. The waiter serves wine. \_\_\_\_\_

## WHERE IS IT?

Below is a list of six words or phrases. Identify which drawing contains the thing described by that word or phrase. Practice writing the word or phrase in the space provided. There will be one word or phrase for each drawing.

steak   tip   bottle   awning   vase   moustache





1. \_\_\_\_\_
2. \_\_\_\_\_
3. \_\_\_\_\_
4. \_\_\_\_\_
5. \_\_\_\_\_
6. \_\_\_\_\_

## POINT IT OUT

Point to the following items.

menu in window   plants indoors   light   pocket   empty bowl   necklace

TITLE: \_\_\_\_\_



## WHICH DRAWING IS IT?

Identify which drawing the following sentences best describe.

1. She vacuums the inside of her car. Best describes drawing number \_\_\_\_\_
2. She sprays the car with the hose. \_\_\_\_\_
3. The car is sparkling clean. \_\_\_\_\_
4. Her car is dirty. \_\_\_\_\_
5. She waxes her car. \_\_\_\_\_
6. She washes the car windows. \_\_\_\_\_

## WHERE IS IT?

Below is a list of six words or phrases. Identify which drawing contains the thing described by that word or phrase. Practice writing the word or phrase in the space provided. There will be one word or phrase for each drawing.

dirt    cleaning glass    finished    waxing    spraying    vacuuming


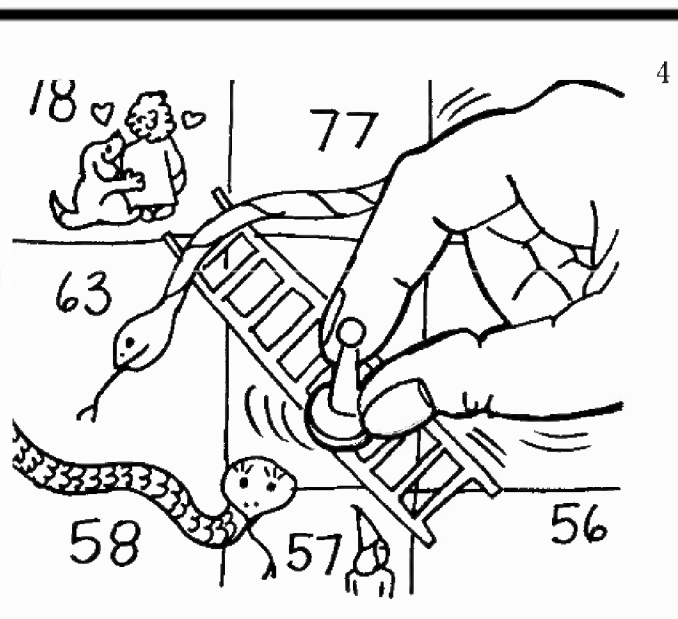
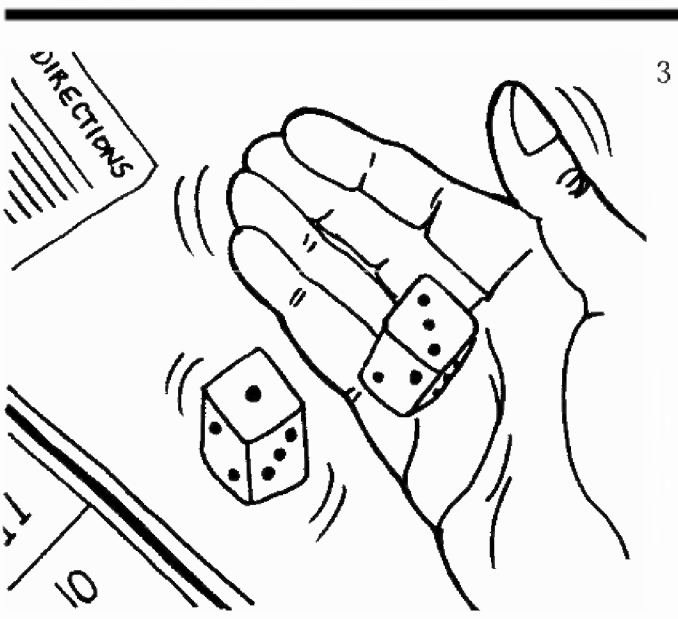
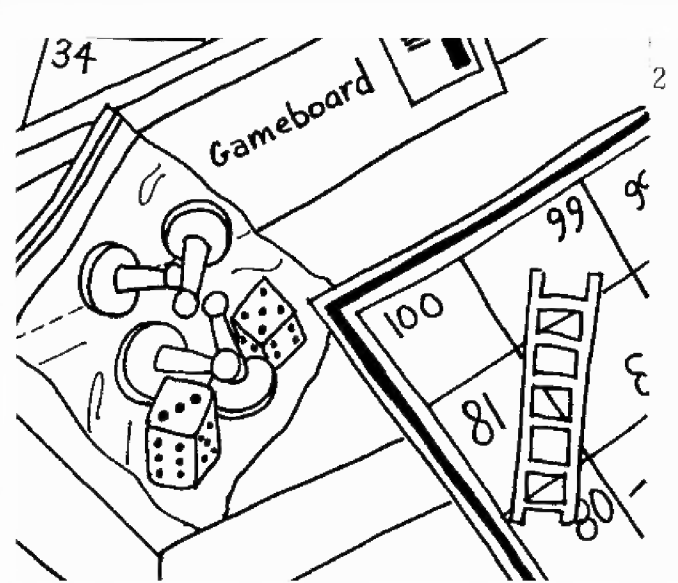

1. \_\_\_\_\_
2. \_\_\_\_\_
3. \_\_\_\_\_
4. \_\_\_\_\_
5. \_\_\_\_\_
6. \_\_\_\_\_

## POINT IT OUT

Point to the following items.

water    vacuum hose & sponge    wax    mud    steering wheel    back seat

TITLE: \_\_\_\_\_



## WHICH DRAWING IS IT?

Identify which drawing the following sentences best describe.

- |   |                               |       |
|---|-------------------------------|-------|
| 1. He wins.                             | Best describes drawing number | _____ |
| 2. He goes up a ladder.                 |                               | _____ |
| 3. Snakes & Ladders game in box.        |                               | _____ |
| 4. Pieces of the game Snakes & Ladders. |                               | _____ |
| 5. He rolls the dice.                   |                               | _____ |
| 6. She goes down a snake.               |                               | _____ |

## WHERE IS IT?

Below is a list of six words or phrases. Identify which drawing contains the thing described by that word or phrase. Practice writing the word or phrase in the space provided. There will be one word or phrase for each drawing.

rolling   box   down   up   square 100   victory

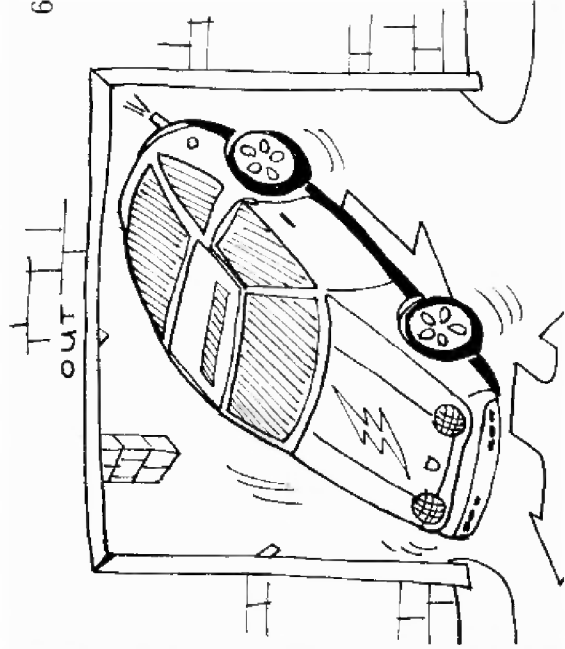
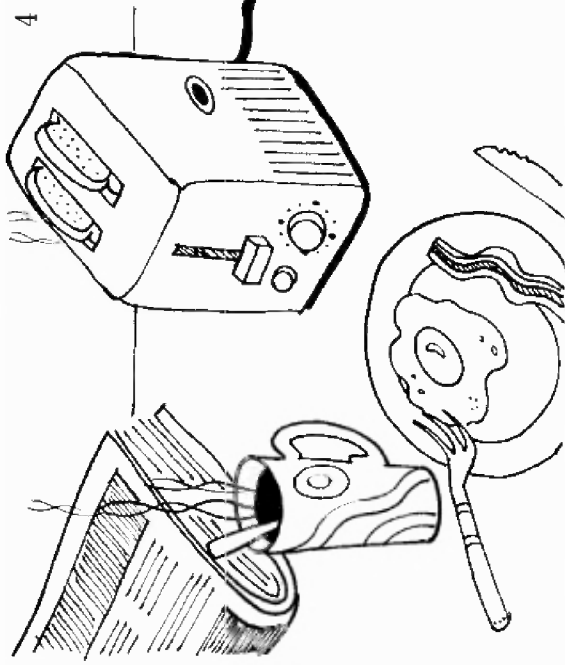
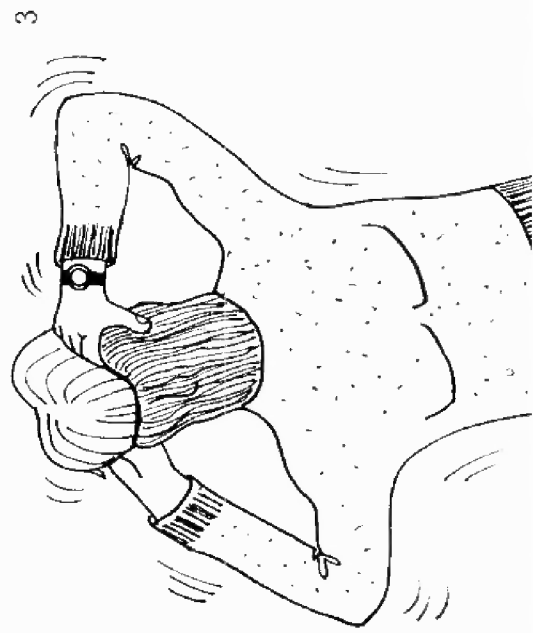
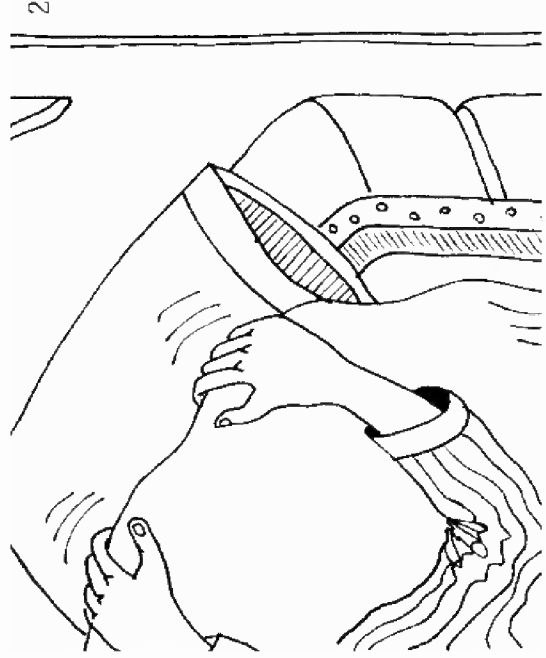
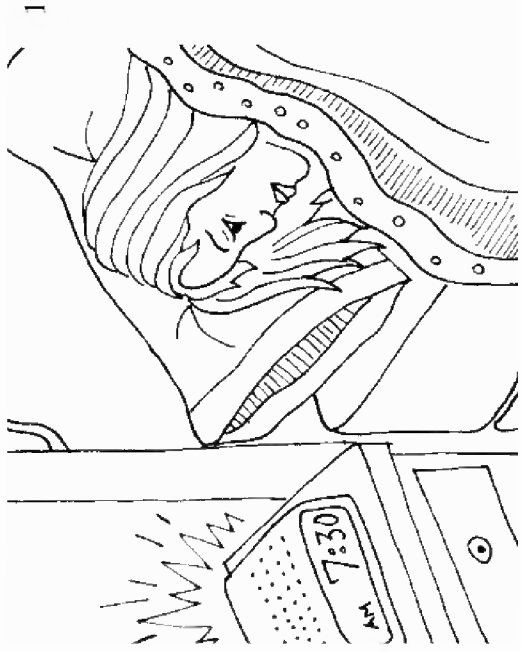
1. \_\_\_\_\_
2. \_\_\_\_\_
3. \_\_\_\_\_
4. \_\_\_\_\_
5. \_\_\_\_\_
6. \_\_\_\_\_

## POINT IT OUT

Point to the following items.

directions   square 24   dog   plastic bag   square 42   girl and boy

TITLE:



## WHICH DRAWING IS IT?

Identify which drawing the following sentences best describe.

- |  |                               |       |
|--|-------------------------------|-------|
| 1. She brushes her teeth and hair.       | Best describes drawing number | _____ |
| 2. She drives her car out of the garage. |                               | _____ |
| 3. The alarm clock rings.                |                               | _____ |
| 4. She gets dressed.                     |                               | _____ |
| 5. She makes her bed.                    |                               | _____ |
| 6. She has breakfast.                    |                               | _____ |

## WHERE IS IT?

Below is a list of six words or phrases. Identify which drawing contains the thing described by that word or phrase. Practice writing the word or phrase in the space provided. There will be one word or phrase for each drawing.

          dressing    making bed    brushing    eating    driving    ringing

1. \_\_\_\_\_
2. \_\_\_\_\_
3. \_\_\_\_\_
4. \_\_\_\_\_
5. \_\_\_\_\_
6. \_\_\_\_\_


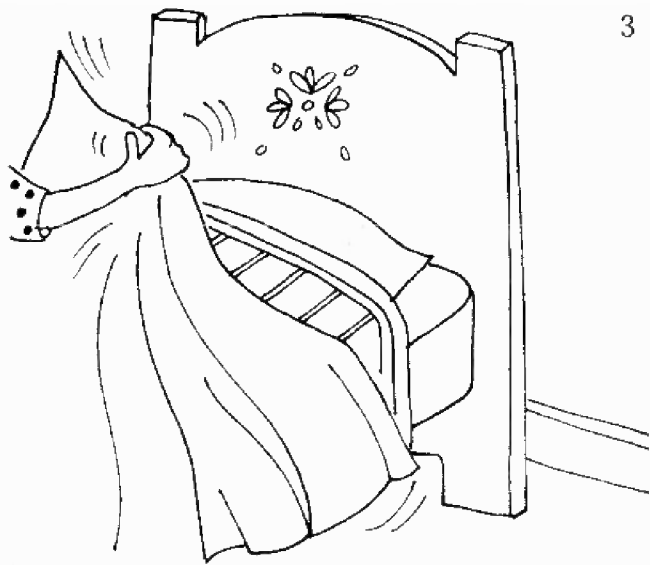

## POINT IT OUT

Point to the following items.

two thumbs    hair brush    the time    wheels    coffee    watch



TITLE: \_\_\_\_\_



## WHICH DRAWING IS IT?

Identify which drawing the following sentences best describe.

- |                                 |                               |       |
|---------------------------------|-------------------------------|-------|
| 1. She mops the floor.          | Best describes drawing number | _____ |
| 2. She washes dishes.           |                               | _____ |
| 3. She dusts the furniture.     |                               | _____ |
| 4. She recycles old newspapers. |                               | _____ |
| 5. She makes the bed.           |                               | _____ |
| 6. She vacuums the carpet.      |                               | _____ |

## WHERE IS IT?

Below is a list of six words or phrases. Identify which drawing contains the thing described by that word or phrase. Practice writing the word or phrase in the space provided. There will be one word or phrase for each drawing.

washing dishes   making   mopping   dusting   vacuuming   recycling

1. \_\_\_\_\_
2. \_\_\_\_\_
3. \_\_\_\_\_
4. \_\_\_\_\_
5. \_\_\_\_\_
6. \_\_\_\_\_


## POINT IT OUT

Point to the following items.


pail   feathers   newspapers   blanket   sink   hose

TITLE: \_\_\_\_\_

1



2




3



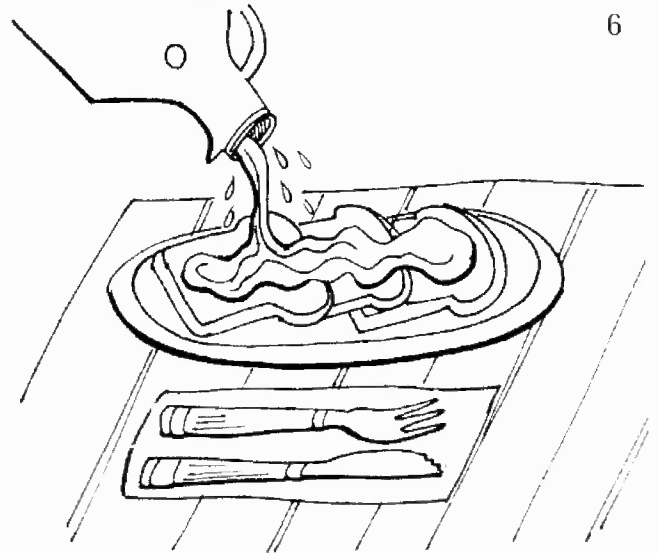
4



5



6



## WHICH DRAWING IS IT?

Identify which drawing the following sentences best describe.

- |   |                               |       |
|---|-------------------------------|-------|
| 1. Ingredients for French toast.              | Best describes drawing number | _____ |
| 2. Serve your French toast with maple syrup.  |                               | _____ |
| 3. Dip a slice of bread in the milk and eggs. |                               | _____ |
| 4. Fry the bread in a frying pan.             |                               | _____ |
| 5. Place eggs and milk in a large bowl.       |                               | _____ |
| 6. Mix the ingredients.                       |                               | _____ |

## WHERE IS IT?

Below is a list of six words or phrases. Identify which drawing contains the thing described by that word or phrase. Practice writing the word or phrase in the space provided. There will be one word or phrase for each drawing.






pour on syrup   dip   add eggs and milk   beat   French toast ingredients   fry

1. \_\_\_\_\_
2. \_\_\_\_\_
3. \_\_\_\_\_
4. \_\_\_\_\_
5. \_\_\_\_\_
6. \_\_\_\_\_

## POINT IT OUT

Point to the following items.

milk pouring   mixer   dipping bread   spatula   all ingredients   fork and knife



## WHICH DRAWING IS IT?

Identify which drawing the following sentences best describe.

1. In the end you have grown a flower.      Best describes drawing number \_\_\_\_\_
2. You plant the seeds. \_\_\_\_\_
3. You transplant the plants into your garden. \_\_\_\_\_
4. You start with a bag of seeds. \_\_\_\_\_
5. The plant grows in the sun. \_\_\_\_\_
6. The seeds begin to grow. \_\_\_\_\_

## WHERE IS IT?

Below is a list of six words or phrases. Identify which drawing contains the thing described by that word or phrase. Practice writing the word or phrase in the space provided. There will be one word or phrase for each drawing.

bag of seeds    transplant    big flower    plant seed    new plant    growing in garden




1. \_\_\_\_\_
2. \_\_\_\_\_
3. \_\_\_\_\_
4. \_\_\_\_\_
5. \_\_\_\_\_
6. \_\_\_\_\_

## POINT IT OUT

Point to the following items.

birds    baby plants    seeds in ground    knees    bright sunshine    earrings

TITLE: \_\_\_\_\_



## WHICH DRAWING IS IT?

Identify which drawing the following sentences best describe.

- |                                 |                               |       |
|---------------------------------|-------------------------------|-------|
| 1. We sail our little sailboat. | Best describes drawing number | _____ |
| 2. We arrive at the park.       |                               | _____ |
| 3. We read a book.              |                               | _____ |
| 4. We fly a kite.               |                               | _____ |
| 5. We ate a wonderful picnic.   |                               | _____ |
| 6. We play soccer.              |                               | _____ |

## WHERE IS IT?

Below is a list of six words or phrases. Identify which drawing contains the thing described by that word or phrase. Practice writing the word or phrase in the space provided. There will be one word or phrase for each drawing.

arriving   sailing   eating   reading   kicking   flying

1. \_\_\_\_\_
2. \_\_\_\_\_
3. \_\_\_\_\_
4. \_\_\_\_\_
5. \_\_\_\_\_
6. \_\_\_\_\_


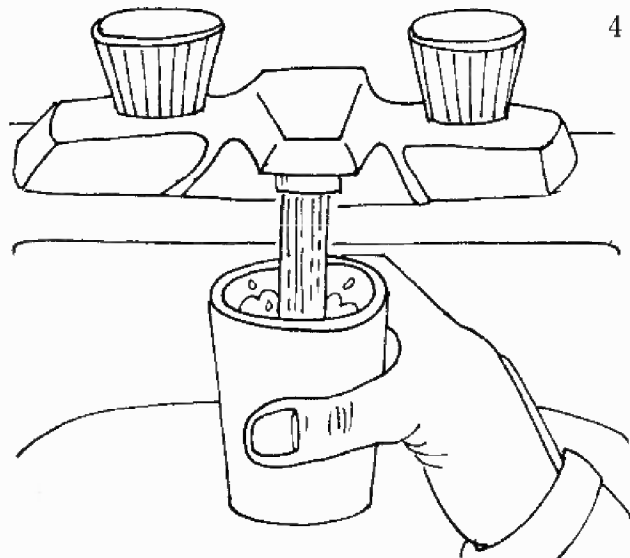
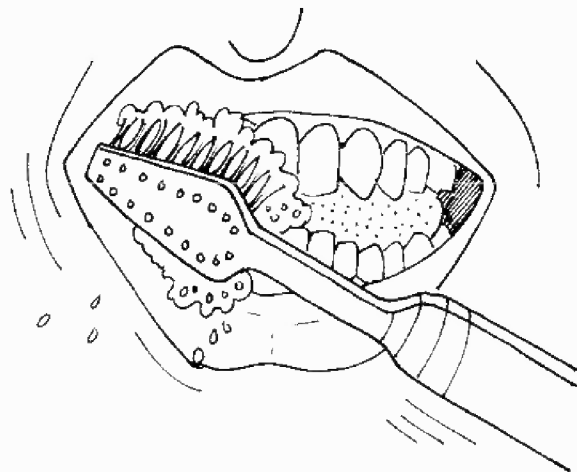
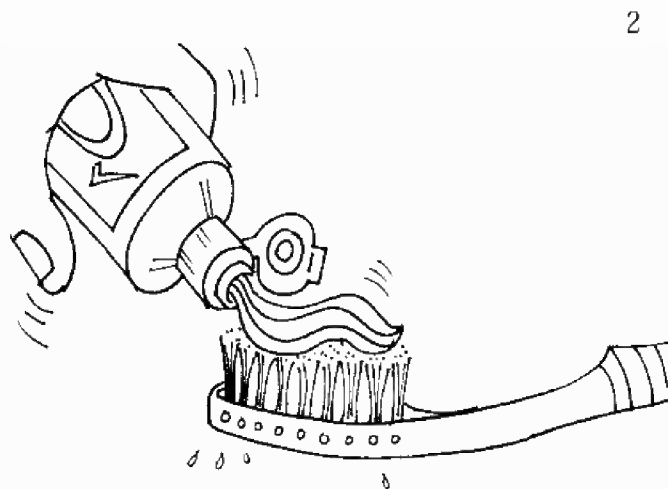
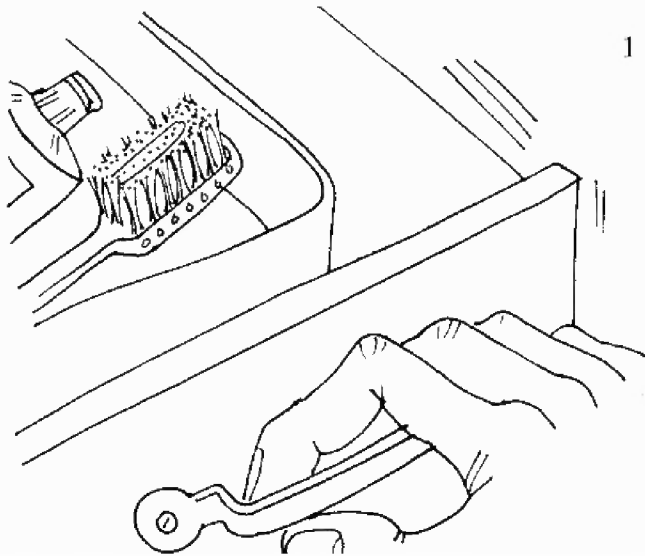
## POINT IT OUT

Point to the following items.

sun   sweat   anchor   string   cookie   closed book



TITLE: \_\_\_\_\_



## WHICH DRAWING IS IT?

Identify which drawing the following sentences best describe.

- |                                |                               |       |
|--------------------------------|-------------------------------|-------|
| 1. His teeth are very white!   | Best describes drawing number | _____ |
| 2. He squeezes out toothpaste. |                               | _____ |
| 3. He rinses his mouth.        |                               | _____ |
| 4. He opens the drawer.        |                               | _____ |
| 5. He fills a glass.           |                               | _____ |
| 6. He brushes his teeth.       |                               | _____ |

## WHERE IS IT?

Below is a list of six words or phrases. Identify which drawing contains the thing described by that word or phrase. Practice writing the word or phrase in the space provided. There will be one word or phrase for each drawing.

squeezing    shining    pulling    drinking    filling    brushing




1. \_\_\_\_\_
2. \_\_\_\_\_
3. \_\_\_\_\_
4. \_\_\_\_\_
5. \_\_\_\_\_
6. \_\_\_\_\_

## POINT IT OUT

Point to the following items.

drawer    smile    toothbrush in mouth    toothpaste being squeezed    water    nose

TITLE: \_\_\_\_\_



## WHICH DRAWING IS IT?

Identify which drawing the following sentences best describe.

1. Mary gets a doll as a present. Best describes drawing number \_\_\_\_\_
2. There is a clown at the party. \_\_\_\_\_
3. Mary has a beautiful cake. \_\_\_\_\_
4. We play pin the tail on the donkey. \_\_\_\_\_
5. It is Mary's 8th birthday. \_\_\_\_\_
6. Everyone has a bag of treats to take home. \_\_\_\_\_

## WHERE IS IT?

Below is a list of six words or phrases. Identify which drawing contains the thing described by that word or phrase. Practice writing the word or phrase in the space provided. There will be one word or phrase for each drawing.

make-up   presents   banner   sidewalk   blindfold   candles


1. \_\_\_\_\_
2. \_\_\_\_\_
3. \_\_\_\_\_
4. \_\_\_\_\_
5. \_\_\_\_\_
6. \_\_\_\_\_

## POINT IT OUT

Point to the following items.

many happy faces   8th   tail   wave   music   doll

TITLE: \_\_\_\_\_




1




2




3



4



5



6

## WHICH DRAWING IS IT?

Identify which drawing the following sentences best describe.

- |                                     |                               |       |
|-------------------------------------|-------------------------------|-------|
| 1. Jenny eats supper.               | Best describes drawing number | _____ |
| 2. Jenny goes to bed.               |                               | _____ |
| 3. Jenny gets home from school.     |                               | _____ |
| 4. Jenny plays soccer after school. |                               | _____ |
| 5. Jenny takes a bath.              |                               | _____ |
| 6. Jenny does her homework.         |                               | _____ |

## WHERE IS IT?

Below is a list of six words or phrases. Identify which drawing contains the thing described by that word or phrase. Practice writing the word or phrase in the space provided. There will be one word or phrase for each drawing.

tree   spaghetti   entering   ruler   bed   bubbles


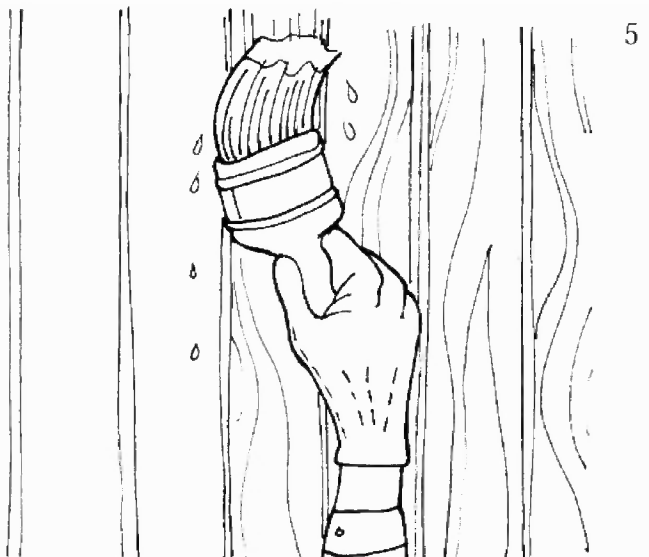
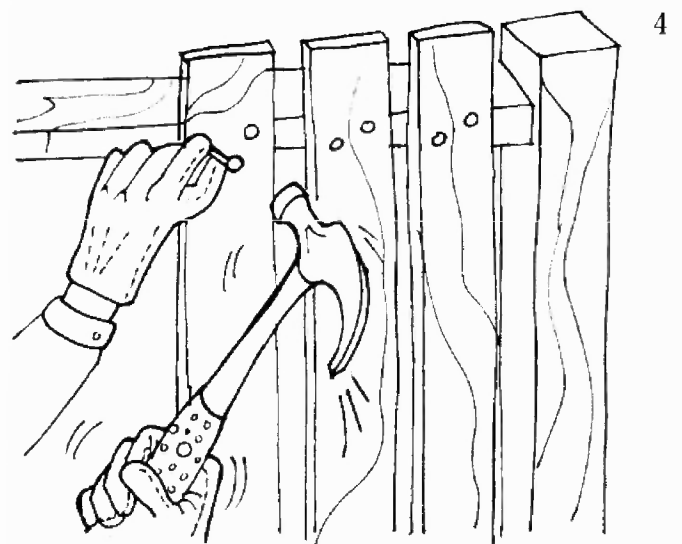



1. \_\_\_\_\_
2. \_\_\_\_\_
3. \_\_\_\_\_
4. \_\_\_\_\_
5. \_\_\_\_\_
6. \_\_\_\_\_

## POINT IT OUT

Point to the following items.

hands in pockets   water   book   soccer ball   lamp   knife

TITLE: \_\_\_\_\_



## WHICH DRAWING IS IT?

Identify which drawing the following sentences best describe.

- |  |                               |       |
|--|-------------------------------|-------|
| 1. He nails a board to the post.             | Best describes drawing number | _____ |
| 2. He digs a hole.                           |                               | _____ |
| 3. He nails up several boards.               |                               | _____ |
| 4. He cements the post in the hole.          |                               | _____ |
| 5. He paints the fence.                      |                               | _____ |
| 6. He enjoys the privacy his fence provides. |                               | _____ |

## WHERE IS IT?

Below is a list of six words or phrases. Identify which drawing contains the thing described by that word or phrase. Practice writing the word or phrase in the space provided. There will be one word or phrase for each drawing.

6 nails   newspaper   boot   paint brush   cement   1 nail

1. \_\_\_\_\_
2. \_\_\_\_\_
3. \_\_\_\_\_
4. \_\_\_\_\_
5. \_\_\_\_\_
6. \_\_\_\_\_




## POINT IT OUT

Point to the following items.

small shovel   dripping paint   exactly five boards   big shovel   drink   only two boards



TITLE: \_\_\_\_\_



## WHICH DRAWING IS IT?

Identify which drawing the following sentences best describe.

- |   |                               |       |
|---|-------------------------------|-------|
| 1. He carries a snowball.                                       | Best describes drawing number | _____ |
| 2. He rolls a big snowball.                                     |                               | _____ |
| 3. He puts a third snowball on top of the other two snowballs.  |                               | _____ |
| 4. He rolls two big snowballs.                                  |                               | _____ |
| 5. He puts his hat, scarf and mittens on the snowman.           |                               | _____ |
| 6. He puts one big snowball on top of the another big snowball. |                               | _____ |

## WHERE IS IT?

Below is a list of six words or phrases. Identify which drawing contains the thing described by that word or phrase. Practice writing the word or phrase in the space provided. There will be one word or phrase for each drawing.

carry   scarf on snowman   make first snowball   place second on top   place third on top   make second snowball




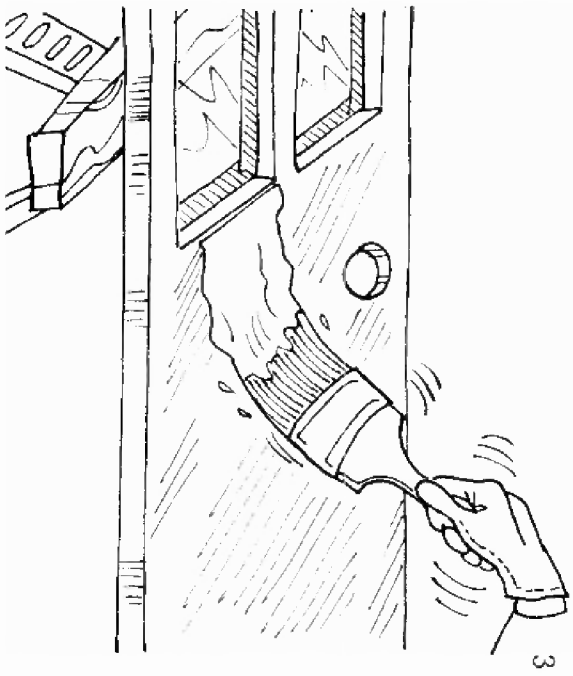
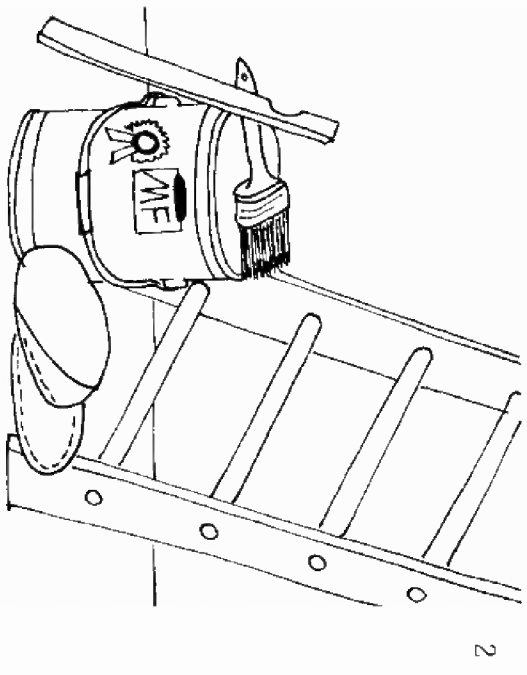
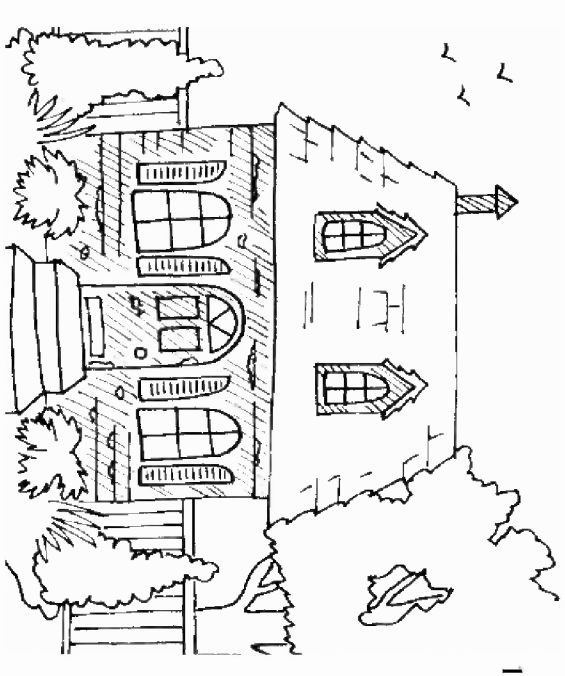
1. \_\_\_\_\_
2. \_\_\_\_\_
3. \_\_\_\_\_
4. \_\_\_\_\_
5. \_\_\_\_\_
6. \_\_\_\_\_

## POINT IT OUT

Point to the following items.

scarf facing up   face on snowman   tree   only two snowballs touching   carrying   placing third snowball

TITLE: \_\_\_\_\_



## WHICH DRAWING IS IT?

Identify which drawing the following sentences best describe.

1. She takes the door off to paint it. Best describes drawing number \_\_\_\_\_
2. She climbs the ladder to paint. \_\_\_\_\_
3. The house needs painting. \_\_\_\_\_
4. She gets out her supplies, her paint and her ladder. \_\_\_\_\_
5. She paints the shutters. \_\_\_\_\_
6. The house is freshly painted. \_\_\_\_\_

## WHERE IS IT?

Below is a list of six words or phrases. Identify which drawing contains the thing described by that word or phrase. Practice writing the word or phrase in the space provided. There will be one word or phrase for each drawing.

before paint    painting a door    after paint    shutter    pony tail    MF paint



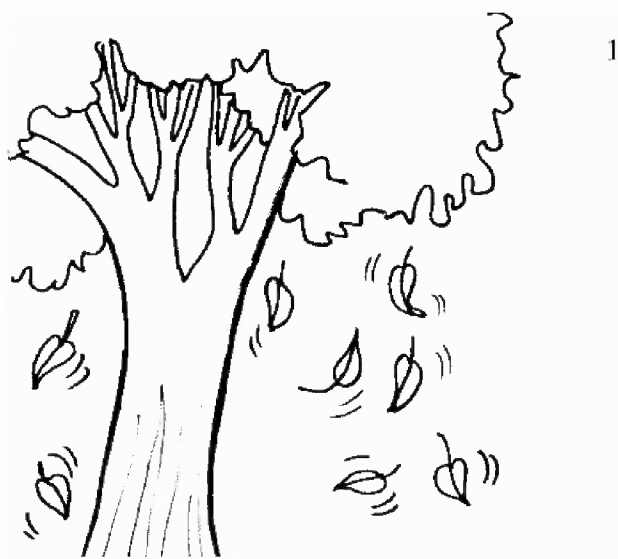
1. \_\_\_\_\_
2. \_\_\_\_\_
3. \_\_\_\_\_
4. \_\_\_\_\_
5. \_\_\_\_\_
6. \_\_\_\_\_

## POINT IT OUT

Point to the following items.

open can of paint    door off its hinges    house looks black    box    house looks white    closed can of paint

TITLE: \_\_\_\_\_



## WHICH DRAWING IS IT?

Identify which drawing the following sentences best describe.

- |  |                               |       |
|--|-------------------------------|-------|
| 1. The leaves start to fall.                                   | Best describes drawing number | _____ |
| 2. Five bags are full of leaves.                               |                               | _____ |
| 3. The man rakes the leaves.                                   |                               | _____ |
| 4. The man puts the leaves in bags.                            |                               | _____ |
| 5. The man looks at all the leaves.                            |                               | _____ |
| 6. Many leaves are on the ground and leaves are still falling. |                               | _____ |

## WHERE IS IT?

Below is a list of six words or phrases. Identify which drawing contains the thing described by that word or phrase. Practice writing the word or phrase in the space provided. There will be one word or phrase for each drawing.

closed bag   raking   hat   open bag   more than eight leaves falling   only eight leaves falling

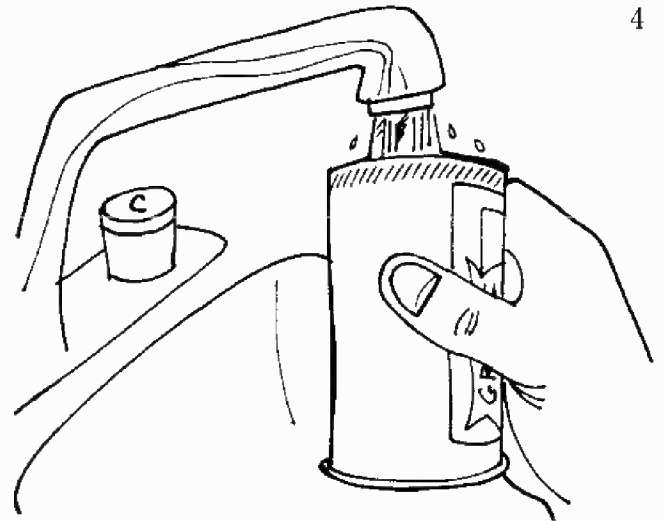
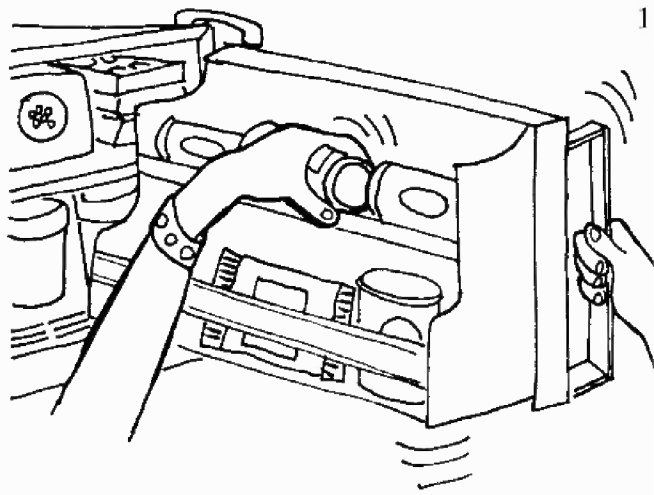
1. \_\_\_\_\_
2. \_\_\_\_\_
3. \_\_\_\_\_
4. \_\_\_\_\_
5. \_\_\_\_\_
6. \_\_\_\_\_

## POINT IT OUT

Point to the following items.

man   5 bags   less than 10 leaves falling   rake without handle   only one bag   more than 10 leaves falling

TITLE: \_\_\_\_\_



## WHICH DRAWING IS IT?

Identify which drawing the following sentences best describe.

- |   |                               |       |
|---|-------------------------------|-------|
| 1. She drinks a glass of juice.                                 | Best describes drawing number | _____ |
| 2. She opens the can of juice.                                  |                               | _____ |
| 3. She fills the juice can with water and adds it to the juice. |                               | _____ |
| 4. She stirs the juice.   |                               | _____ |
| 5. She takes the frozen juice from the freezer.                 |                               | _____ |
| 6. She pours the juice into a pitcher.                          |                               | _____ |

## WHERE IS IT?

Below is a list of six words or phrases. Identify which drawing contains the thing described by that word or phrase. Practice writing the word or phrase in the space provided. There will be one word or phrase for each drawing.

open door   tap   mixing   grape   drinking   pouring juice

1. \_\_\_\_\_
2. \_\_\_\_\_
3. \_\_\_\_\_
4. \_\_\_\_\_
5. \_\_\_\_\_
6. \_\_\_\_\_


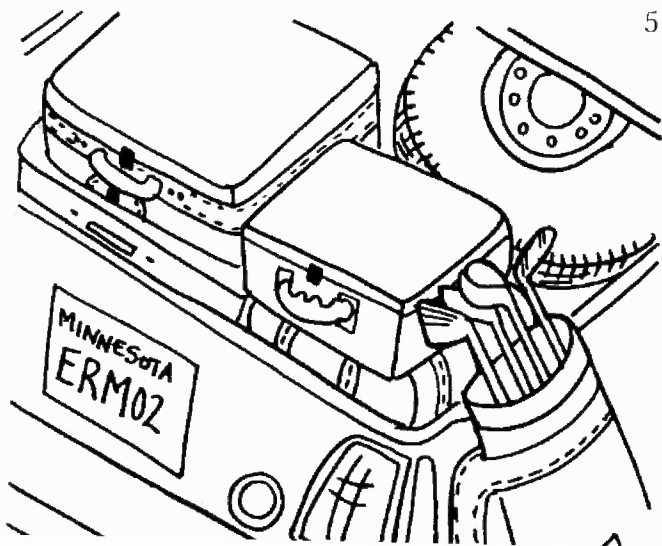
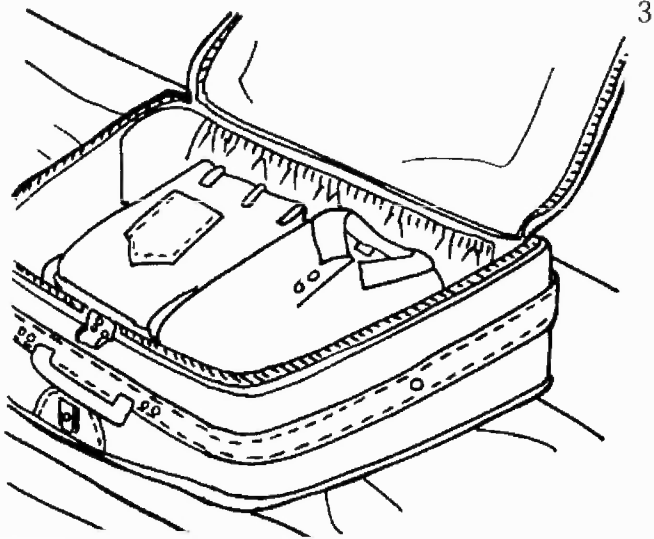
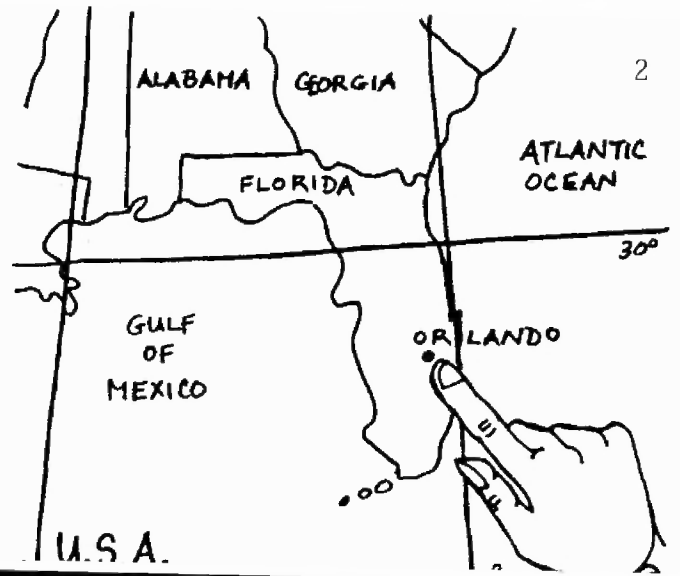

## POINT IT OUT

Point to the following items.

eyelash   spoon   C   shelf   grapes   few drops of juice



TITLE: \_\_\_\_\_



## WHICH DRAWING IS IT?

Identify which drawing the following sentences best describe.

- |  |                               |       |
|--|-------------------------------|-------|
| 1. Drive on the highway.                     | Best describes drawing number | _____ |
| 2. She marks their vacation on the calendar. |                               | _____ |
| 3. Water the plants before leaving.          |                               | _____ |
| 4. Map of Florida.                           |                               | _____ |
| 5. Pack the trunk of the car.                |                               | _____ |
| 6. Pack suitcase.                            |                               | _____ |

## WHERE IS IT?

Below is a list of six words or phrases. Identify which drawing contains the thing described by that word or phrase. Practice writing the word or phrase in the space provided. There will be one word or phrase for each drawing.

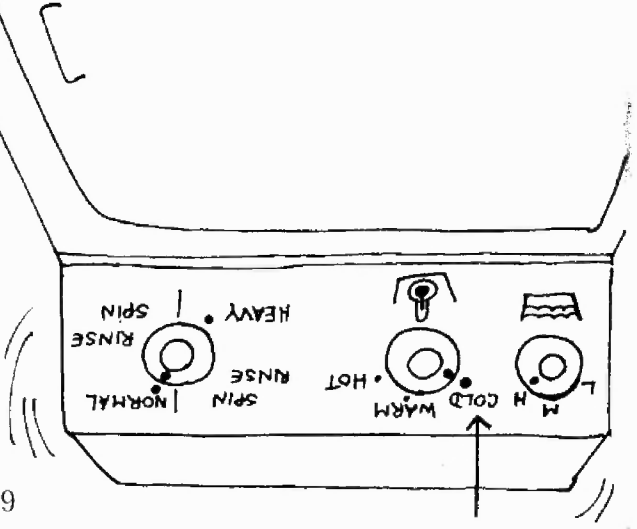
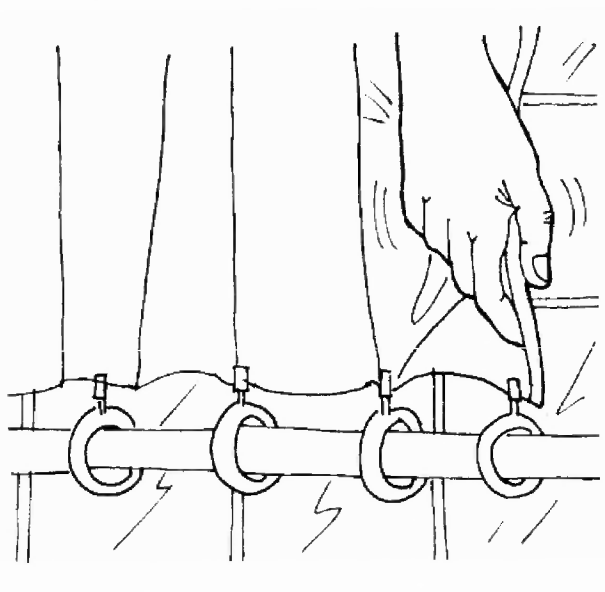
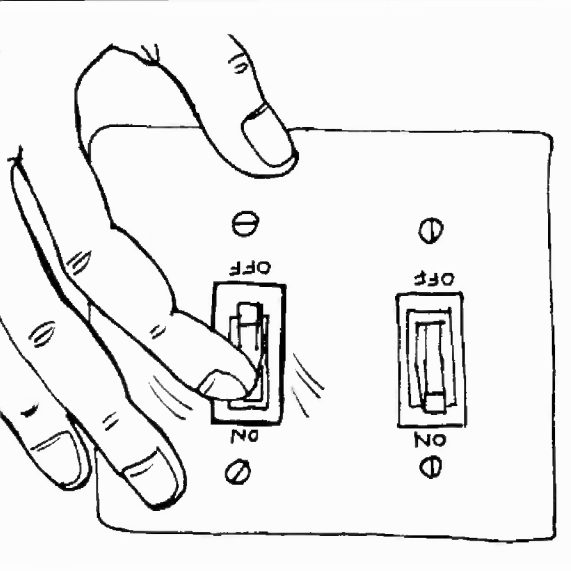

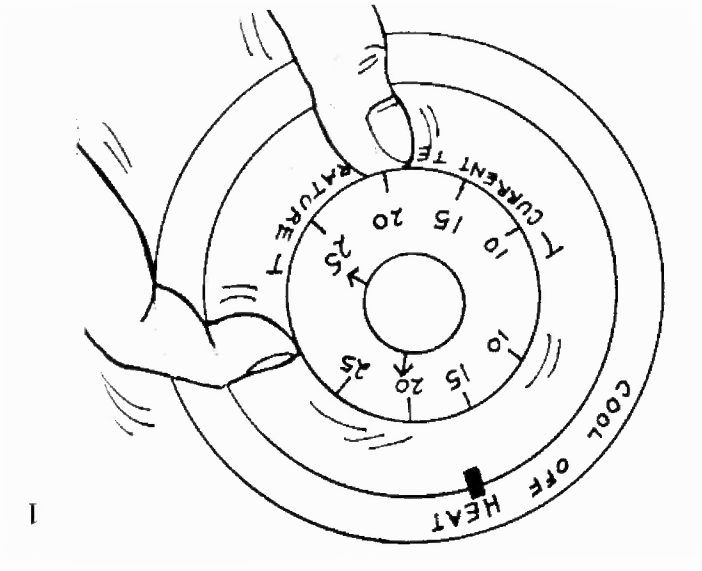
open suitcase   road   August   golf clubs   plants   Georgia

1. \_\_\_\_\_
2. \_\_\_\_\_
3. \_\_\_\_\_
4. \_\_\_\_\_
5. \_\_\_\_\_
6. \_\_\_\_\_

## POINT IT OUT

Point to the following items.

spare tire   vacation   pouring water   pointing finger   sun   buttons



## WHICH DRAWING IS IT?

Identify which drawing the following sentences best describe.

- |  |                               |       |
|--|-------------------------------|-------|
| 1. Fix leaky water faucets.                  | Best describes drawing number | _____ |
| 2. Turn down the heat to save energy.        |                               | _____ |
| 3. Take quick showers to use less hot water. |                               | _____ |
| 4. Take the bus and leave your car at home.  |                               | _____ |
| 5. Turn off the lights to save electricity.  |                               | _____ |
| 6. Wash in cold water to save power.         |                               | _____ |

## WHERE IS IT?

Below is a list of six words or phrases. Identify which drawing contains the thing described by that word or phrase. Practice writing the word or phrase in the space provided. There will be one word or phrase for each drawing.

shower curtain    thermostat    bus stop    light switch    washing machine    leak


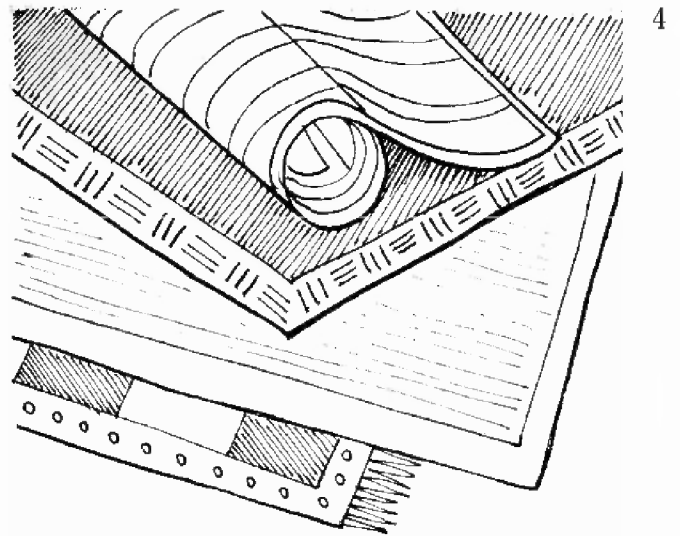



1. \_\_\_\_\_
2. \_\_\_\_\_
3. \_\_\_\_\_
4. \_\_\_\_\_
5. \_\_\_\_\_
6. \_\_\_\_\_

## POINT IT OUT

Point to the following items.

curtain rod    on    tie    cool    wrench    heavy

TITLE: \_\_\_\_\_



## WHICH DRAWING IS IT?

Identify which drawing the following sentences best describe.

1. The sign says Amanda's Furniture. Best describes drawing number \_\_\_\_\_
2. Their new furniture looks great! \_\_\_\_\_
3. There are several chairs to choose from. \_\_\_\_\_
4. The store sells area rugs. \_\_\_\_\_
5. Their furniture is old and ripped. \_\_\_\_\_
6. There is a sale on pillows. \_\_\_\_\_

## WHERE IS IT?

Below is a list of six words or phrases. Identify which drawing contains the thing described by that word or phrase. Practice writing the word or phrase in the space provided. There will be one word or phrase for each drawing.

4 chairs   candles   trees   20%   rips   rugs

1. \_\_\_\_\_
2. \_\_\_\_\_
3. \_\_\_\_\_
4. \_\_\_\_\_
5. \_\_\_\_\_
6. \_\_\_\_\_

## POINT IT OUT

Point to the following items.

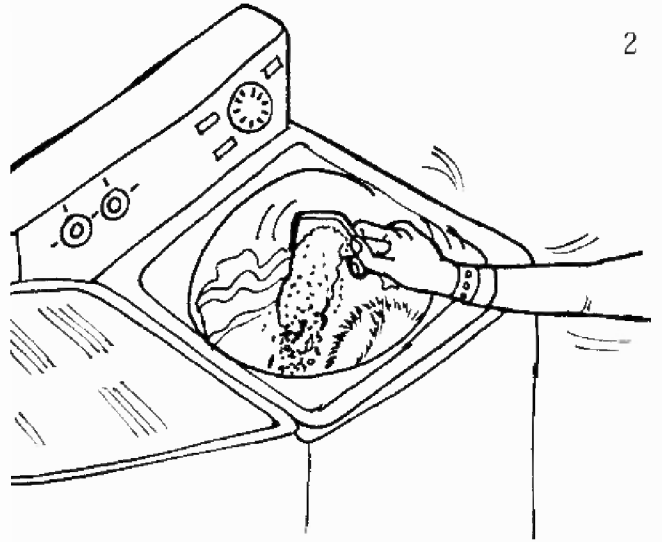
designer   chair with wooden arm   painting   off   redecorated living room   rolled up rug

TITLE: \_\_\_\_\_


1



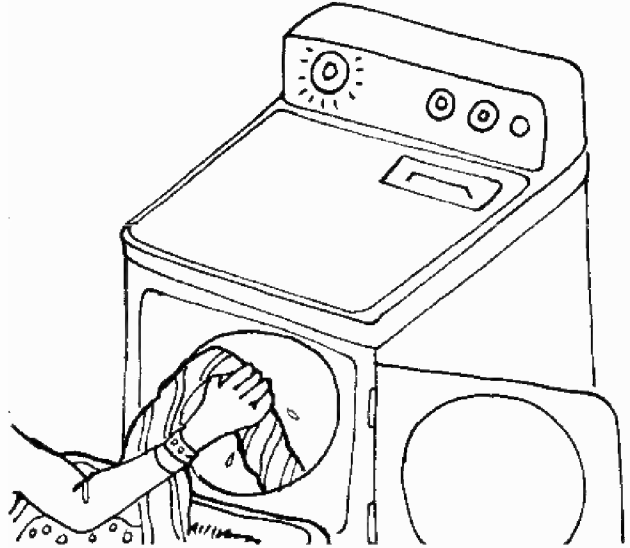
2



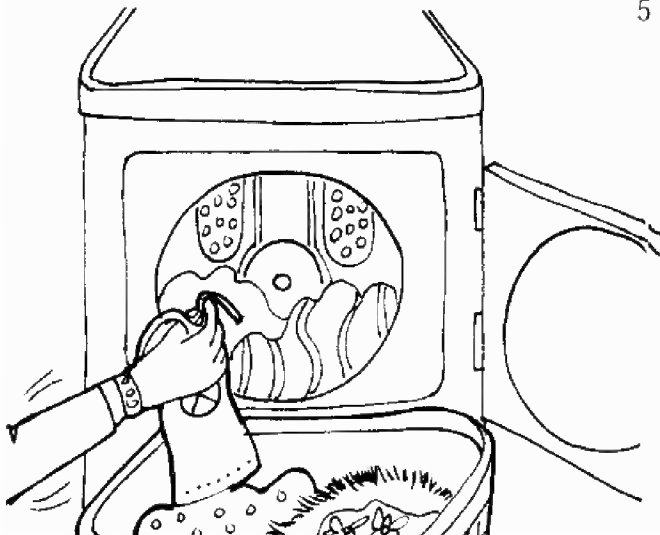
3



4



5



6



## WHICH DRAWING IS IT?

Identify which drawing the following sentences best describe.

1. He folds his clean clothes. Best describes drawing number \_\_\_\_\_
2. He puts the wet clothes in the dryer. \_\_\_\_\_
3. The laundry basket is full of dirty clothes. \_\_\_\_\_
4. He takes the dry clothes out of the dryer. \_\_\_\_\_
5. He puts some laundry soap in the washing machine. \_\_\_\_\_
6. He takes the washed clothes out of the washing machine. \_\_\_\_\_

## WHERE IS IT?

Below is a list of six words or phrases. Identify which drawing contains the thing described by that word or phrase. Practice writing the word or phrase in the space provided. There will be one word or phrase for each drawing.

soap   putting clothes in   carrying basket   taking clothes out   dirty clothes   folded clothes

1. \_\_\_\_\_
2. \_\_\_\_\_
3. \_\_\_\_\_
4. \_\_\_\_\_
5. \_\_\_\_\_
6. \_\_\_\_\_


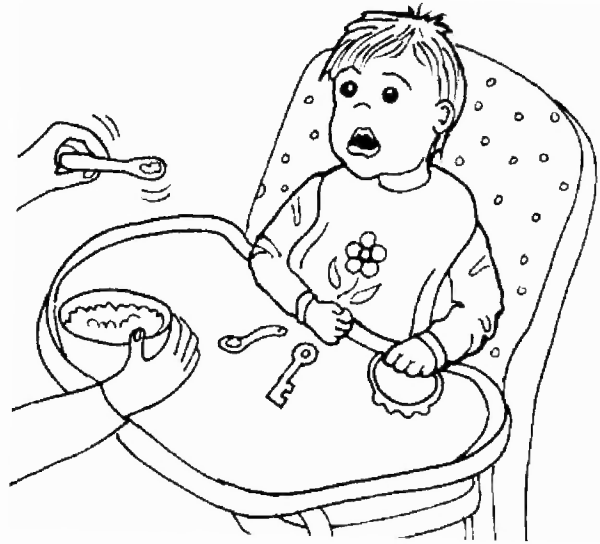
## POINT IT OUT

Point to the following items.

pants   empty washer   dry clothes in dryer   dryer controls   basket on ground   soap scoop



TITLE: \_\_\_\_\_



## WHICH DRAWING IS IT?

Identify which drawing the following sentences best describe.

- |                                 |                               |       |
|---------------------------------|-------------------------------|-------|
| 1. Mother feeds baby a bottle.  | Best describes drawing number | _____ |
| 2. Mother rocks baby to sleep.  |                               | _____ |
| 3. The baby sleeps in its crib. |                               | _____ |
| 4. Mother burps baby.           |                               | _____ |
| 5. Baby eats in its high chair. |                               | _____ |
| 6. The baby sits on the bed.    |                               | _____ |

## WHERE IS IT?

Below is a list of six words or phrases. Identify which drawing contains the thing described by that word or phrase. Practice writing the word or phrase in the space provided. There will be one word or phrase for each drawing.

drinking   happy face   eating   burping   rocking   sleeping

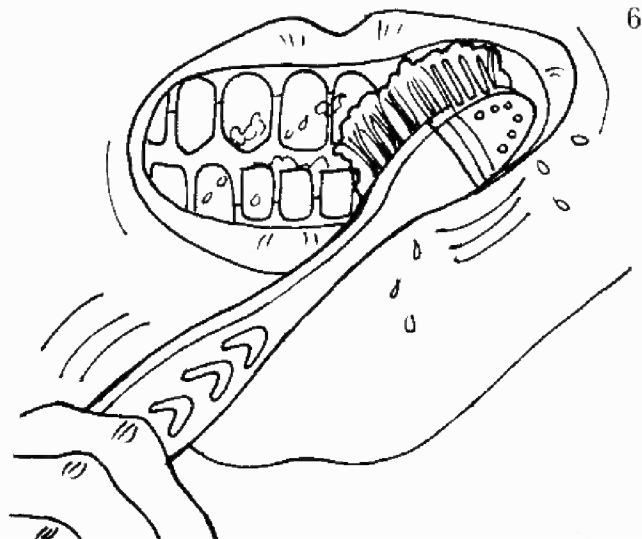
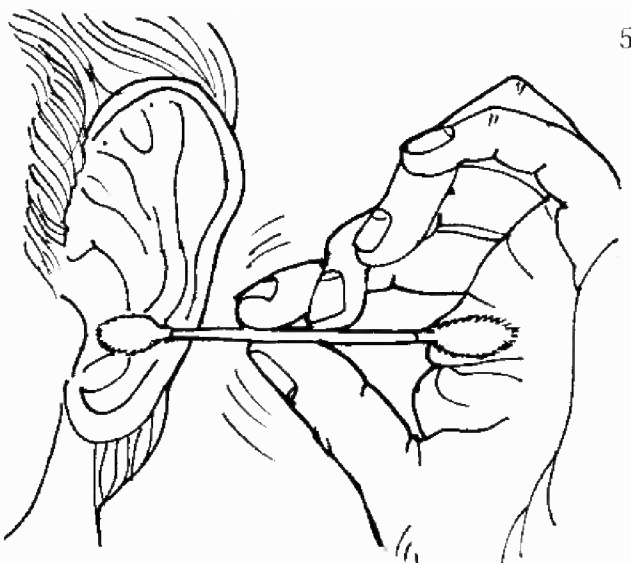

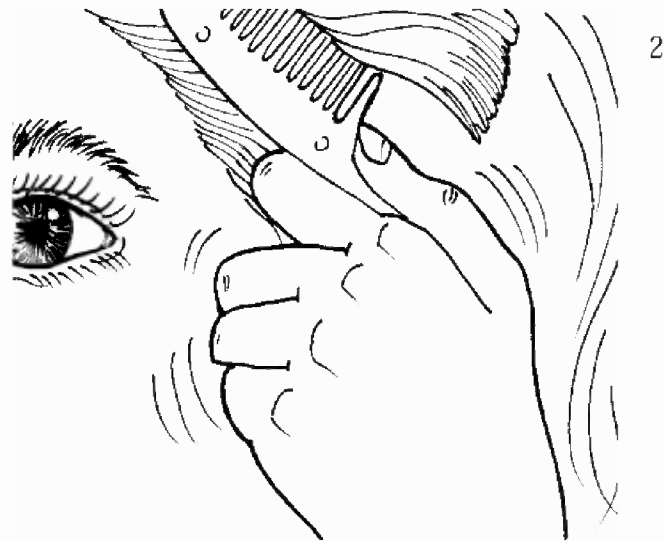
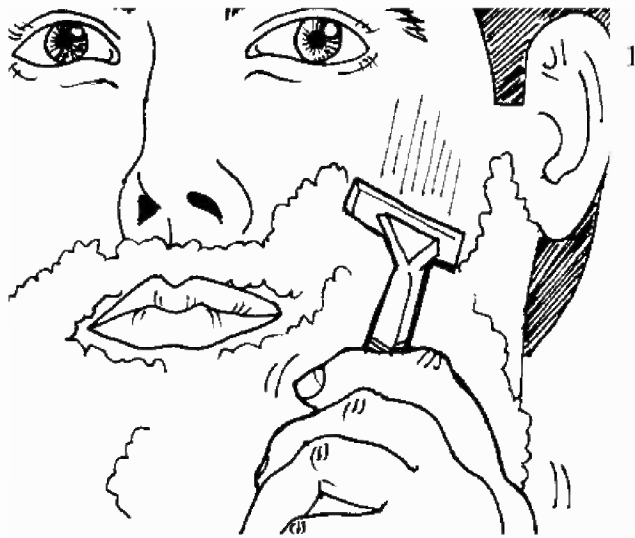
1. \_\_\_\_\_
2. \_\_\_\_\_
3. \_\_\_\_\_
4. \_\_\_\_\_
5. \_\_\_\_\_
6. \_\_\_\_\_

## POINT IT OUT

Point to the following items.

stuffed bear   bottle   pat on back   rattle   rocking chair   spoon

TITLE: \_\_\_\_\_



## WHICH DRAWING IS IT?

Identify which drawing the following sentences best describe.

- |                                    |                               |       |
|------------------------------------|-------------------------------|-------|
| 1. He brushes his teeth.           | Best describes drawing number | _____ |
| 2. He shaves his face.             |                               | _____ |
| 3. He cleans his ears.             |                               | _____ |
| 4. He combs his hair.              |                               | _____ |
| 5. He uses soap to wash his hands. |                               | _____ |
| 6. He clips his fingernails.       |                               | _____ |

## WHERE IS IT?

Below is a list of six words or phrases. Identify which drawing contains the thing described by that word or phrase. Practice writing the word or phrase in the space provided. There will be one word or phrase for each drawing.

clipping   Q-tip   shaving   combing   soap   brushing


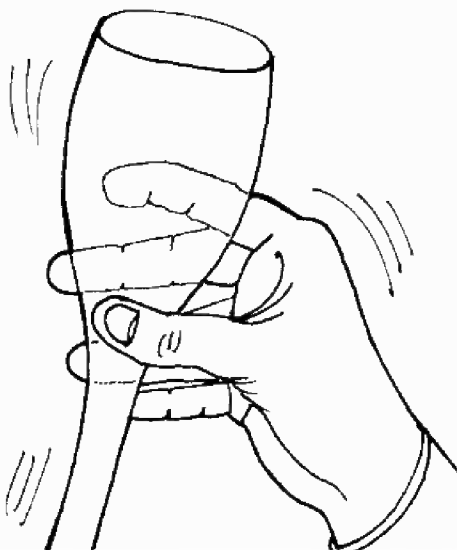
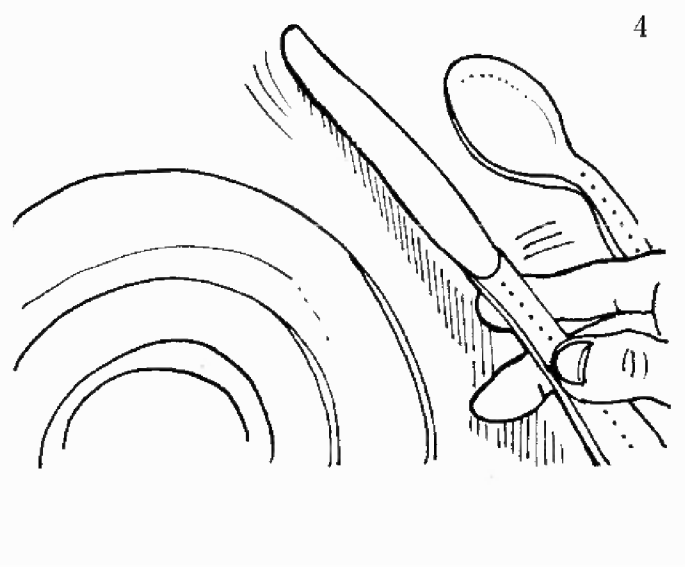
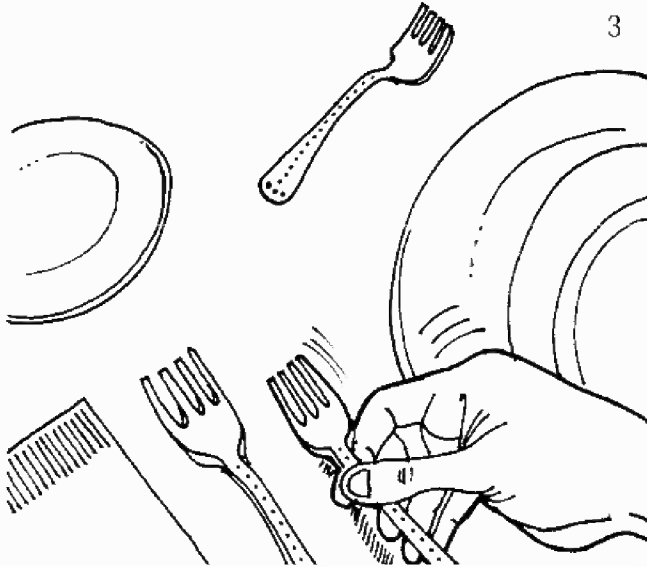
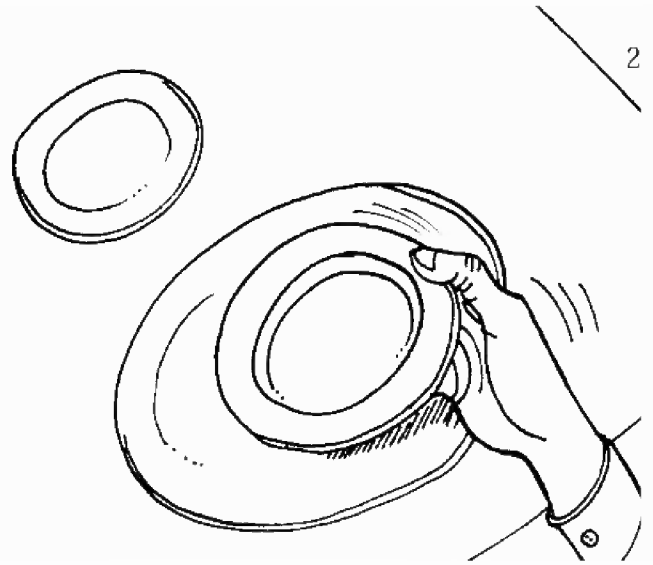
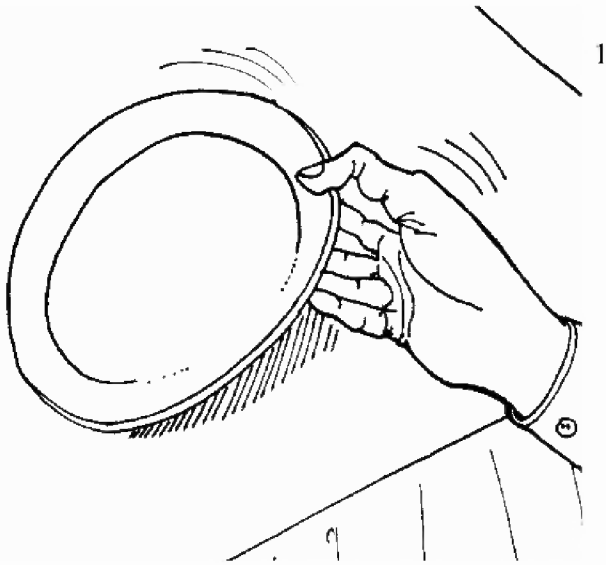
1. \_\_\_\_\_
2. \_\_\_\_\_
3. \_\_\_\_\_
4. \_\_\_\_\_
5. \_\_\_\_\_
6. \_\_\_\_\_

## POINT IT OUT

Point to the following items.

nail clippers   cotton   comb   razor   soap lather   toothbrush

TITLE: \_\_\_\_\_



## WHICH DRAWING IS IT?

Identify which drawing the following sentences best describe.

- |   |                               |       |
|---|-------------------------------|-------|
| 1. He puts a knife on the table.                    | Best describes drawing number | _____ |
| 2. The table is set.                                |                               | _____ |
| 3. He puts a fork on the table.                     |                               | _____ |
| 4. The first thing he puts on the table is a plate. |                               | _____ |
| 5. He places the soup bowl on top of the plate.     |                               | _____ |
| 6. He puts a wine glass on the table.               |                               | _____ |

## WHERE IS IT?

Below is a list of six words or phrases. Identify which drawing contains the thing described by that word or phrase. Practice writing the word or phrase in the space provided. There will be one word or phrase for each drawing.

wine glass only   1 plate   2 plates, one bowl   knife, spoon   3 forks   a complete setting

1. \_\_\_\_\_
2. \_\_\_\_\_
3. \_\_\_\_\_
4. \_\_\_\_\_
5. \_\_\_\_\_
6. \_\_\_\_\_

## POINT IT OUT

Point to the following items.

hand and glass   one thing on table   hand and bowl bowl   knife and a hand   fork and a hand   2 spoons

TITLE: \_\_\_\_\_



2

CONTENTS UNDER PRESSURE



## WHICH DRAWING IS IT?

Identify which drawing the following sentences best describe.

- |                             |                               |       |
|-----------------------------|-------------------------------|-------|
| 1. Danger: high voltage.    | Best describes drawing number | _____ |
| 2. Flammable.               |                               | _____ |
| 3. No smoking.              |                               | _____ |
| 4. Contents under pressure. |                               | _____ |
| 5. Corrosive.               |                               | _____ |
| 6. Poison.                  |                               | _____ |

## WHERE IS IT?

Below is a list of six words or phrases. Identify which drawing contains the thing described by that word or phrase. Practice writing the word or phrase in the space provided. There will be one word or phrase for each drawing.

will burn skin    poisonous    cigarette    arrow    fire    explosion

1. \_\_\_\_\_
2. \_\_\_\_\_
3. \_\_\_\_\_
4. \_\_\_\_\_
5. \_\_\_\_\_
6. \_\_\_\_\_


## POINT IT OUT

Point to the following items.

under    circle with line through it    skull and crossed bones    fingers    danger    flames



TITLE: \_\_\_\_\_



## WHICH DRAWING IS IT?

Identify which drawing the following sentences best describe.

1. He eats an apple. Best describes drawing number \_\_\_\_\_
2. During the day he snacks on fruit and yogurt. \_\_\_\_\_
3. He eats a complete breakfast. \_\_\_\_\_
4. For lunch he has a big salad. \_\_\_\_\_
5. Before bed he snacks on some grapes. \_\_\_\_\_
6. For supper he eats chicken with vegetables. \_\_\_\_\_

## WHERE IS IT?

Below is a list of six words or phrases. Identify which drawing contains the thing described by that word or phrase. Practice writing the word or phrase in the space provided. There will be one word or phrase for each drawing.

drumstick   muffin   biting   water   egg   book

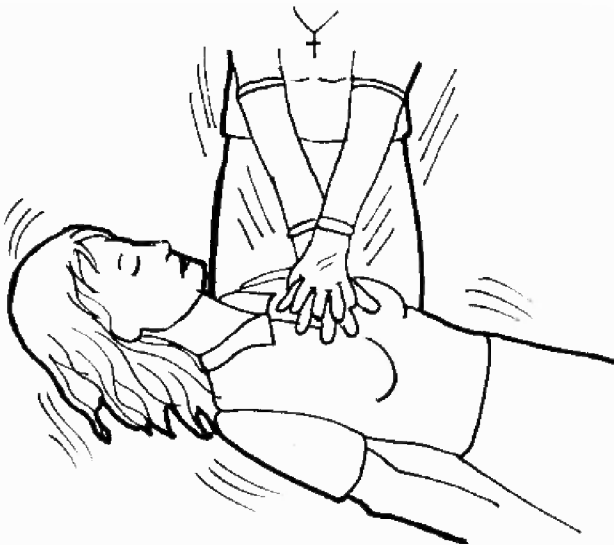
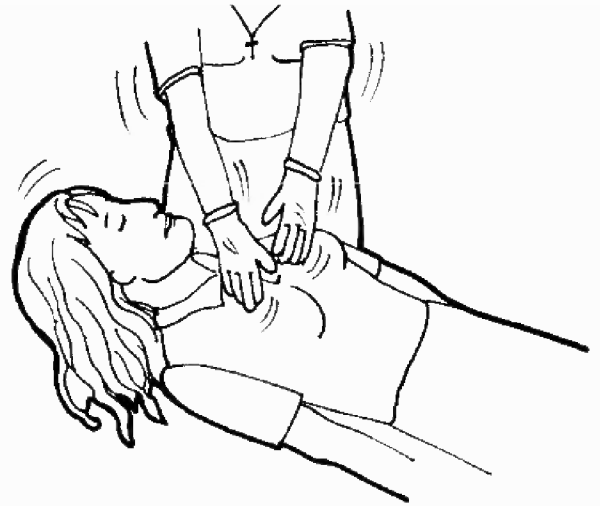
1. \_\_\_\_\_
2. \_\_\_\_\_
3. \_\_\_\_\_
4. \_\_\_\_\_
5. \_\_\_\_\_
6. \_\_\_\_\_

## POINT IT OUT

Point to the following items.

sunglasses   toast   all natural   salad   bowl   asparagus and broccoli

TITLE: \_\_\_\_\_



## WHICH DRAWING IS IT?

Identify which drawing the following sentences best describe.

- |   |                               |       |
|---|-------------------------------|-------|
| 1. Blow air into the person's lungs.          | Best describes drawing number | _____ |
| 2. Push down on the person's chest.           |                               | _____ |
| 3. Tilt the person's head back.               |                               | _____ |
| 4. Find the right spot on the person's chest. |                               | _____ |
| 5. Blow air into the person's lungs.          |                               | _____ |
| 6. Check the neck for a pulse.                |                               | _____ |

## WHERE IS IT?

Below is a list of six words or phrases. Identify which drawing contains the thing described by that word or phrase. Practice writing the word or phrase in the space provided. There will be one word or phrase for each drawing.

pulse    tilt    find    push    blow    artificial respiration

1. \_\_\_\_\_
2. \_\_\_\_\_
3. \_\_\_\_\_
4. \_\_\_\_\_
5. \_\_\_\_\_
6. \_\_\_\_\_

## POINT IT OUT

Point to the following items.

blow air in lungs    pulse    check for right spot    tilt head    artificial respiration    press on chest

TITLE: \_\_\_\_\_



## WHICH DRAWING IS IT?

Identify which drawing the following sentences best describe.

1. Bring a flashlight. Best describes drawing number \_\_\_\_\_
2. It is safer to wear make-up rather than wear a mask. \_\_\_\_\_
3. Ring the bell when you get to the door. \_\_\_\_\_
4. You should go out as a group. \_\_\_\_\_
5. Plan the route you will take. \_\_\_\_\_
6. Check over your candy before you eat any. \_\_\_\_\_

## WHERE IS IT?

Below is a list of six words or phrases. Identify which drawing contains the thing described by that word or phrase. Practice writing the word or phrase in the space provided. There will be one word or phrase for each drawing.

pirate   crown   welcome   map   big sucker   rabbit

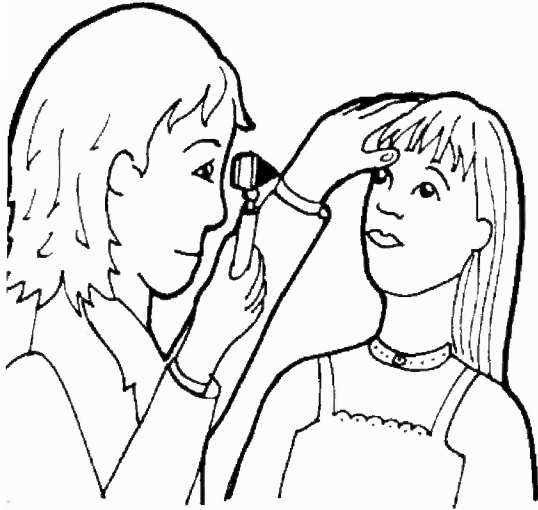
1. \_\_\_\_\_
2. \_\_\_\_\_
3. \_\_\_\_\_
4. \_\_\_\_\_
5. \_\_\_\_\_
6. \_\_\_\_\_

## POINT IT OUT

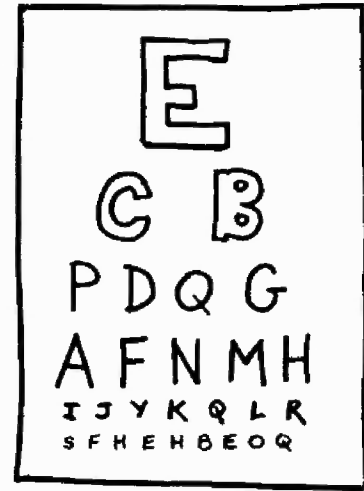
Point to the following items.

witch   doorbell   candy   queen   ghost   dracula


TITLE: \_\_\_\_\_




1



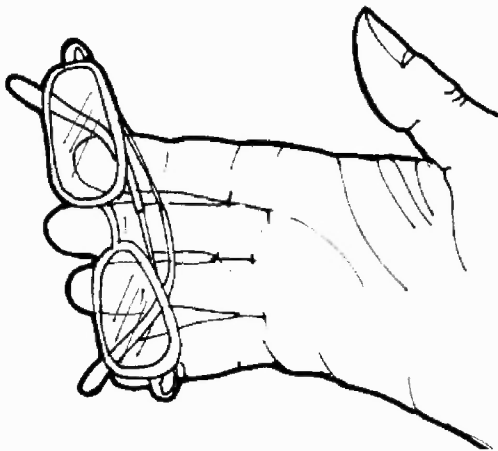
2



3



4



5



6

## WHICH DRAWING IS IT?

Identify which drawing the following sentences best describe.

1. The eye chart begins with E. Best describes drawing number \_\_\_\_\_
2. Now I wear glasses. \_\_\_\_\_
3. The optometrist looks into my eyes with a flashlight. \_\_\_\_\_
4. I had to look through a big machine, like a big pair of glasses. \_\_\_\_\_
5. I had to put my head and chin in a harness. \_\_\_\_\_
6. The optometrist handed me my new glasses. \_\_\_\_\_

## WHERE IS IT?

Below is a list of six words or phrases. Identify which drawing contains the thing described by that word or phrase. Practice writing the word or phrase in the space provided. There will be one word or phrase for each drawing.

harness   glasses on face   flashlight   glasses in hand   big machine   eye chart

1. \_\_\_\_\_
2. \_\_\_\_\_
3. \_\_\_\_\_
4. \_\_\_\_\_
5. \_\_\_\_\_
6. \_\_\_\_\_

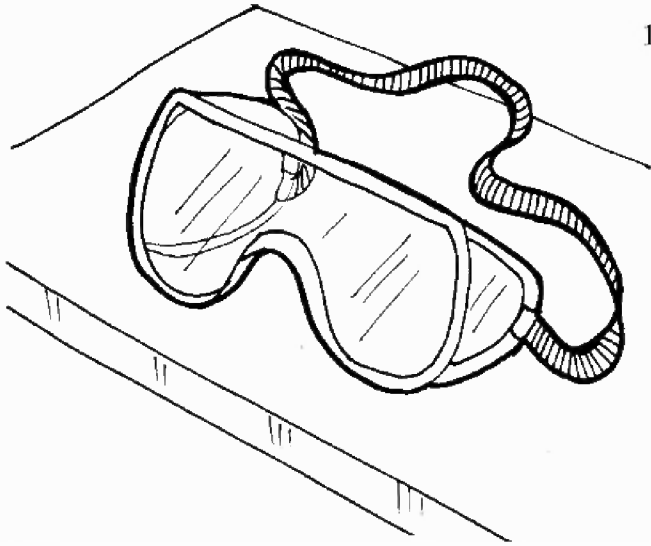
## POINT IT OUT

Point to the following items.

many circles   IJYKQLR   begin examination   chin rest   fingernail   result of examination



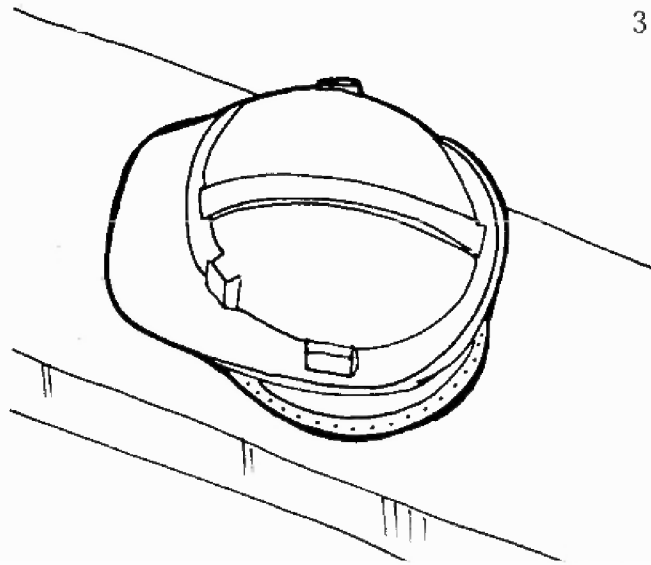
TITLE: \_\_\_\_\_



1



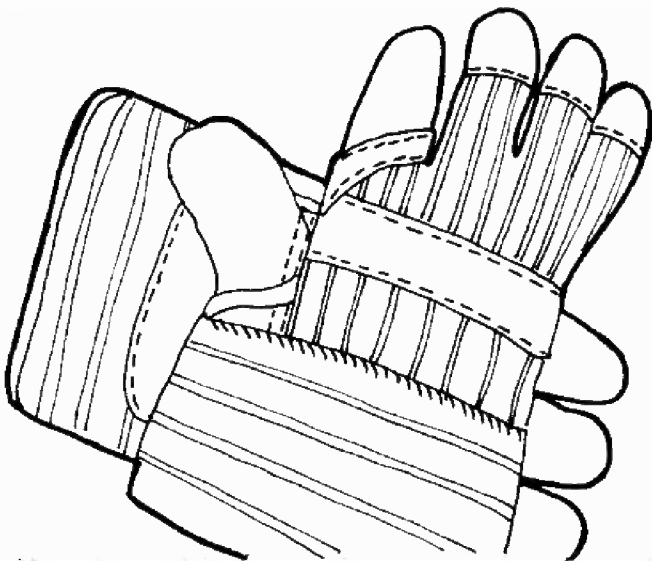
2



3



4



5



6

## WHICH DRAWING IS IT?

Identify which drawing the following sentences best describe.

1. The firefighter is ready to fight fires. Best describes drawing number \_\_\_\_\_
2. Earphones protect the firefighter's ears. \_\_\_\_\_
3. Goggles are worn for safety. \_\_\_\_\_
4. A heavy coat provides protection. \_\_\_\_\_
5. Gloves protect the firefighter's hands. \_\_\_\_\_
6. A helmet protects the firefighter's head. \_\_\_\_\_

## WHERE IS IT?

Below is a list of six words or phrases. Identify which drawing contains the thing described by that word or phrase. Practice writing the word or phrase in the space provided. There will be one word or phrase for each drawing.

earphones   firefighter   goggles   gloves   heavy coat   head protection






1. \_\_\_\_\_
2. \_\_\_\_\_
3. \_\_\_\_\_
4. \_\_\_\_\_
5. \_\_\_\_\_
6. \_\_\_\_\_

## POINT IT OUT

Point to the following items.

lips   eye protection   hand protection   ear protection   helmet   coat hanger

TITLE: \_\_\_\_\_



## WHICH DRAWING IS IT?

Identify which drawing the following sentences best describe.

1. There is a special way to signal a stop. Best describes drawing number \_\_\_\_\_
2. Cars and bikes must share the road. \_\_\_\_\_
3. You should single turns, left and right. \_\_\_\_\_
4. A smart cyclist wears a helmet. \_\_\_\_\_
5. A safe bike can have a horn, light, reflector and flag \_\_\_\_\_
6. Keep watch for cars at intersections. \_\_\_\_\_

## WHERE IS IT?

Below is a list of six words or phrases. Identify which drawing contains the thing described by that word or phrase. Practice writing the word or phrase in the space provided. There will be one word or phrase for each drawing.

safe bike    turns    helmet    sharing    intersection    stop sign


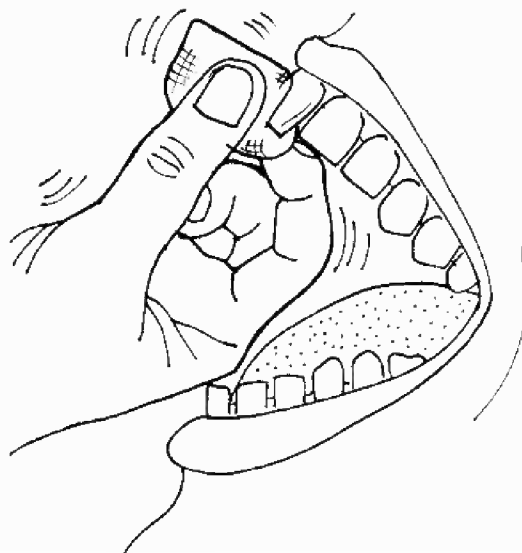
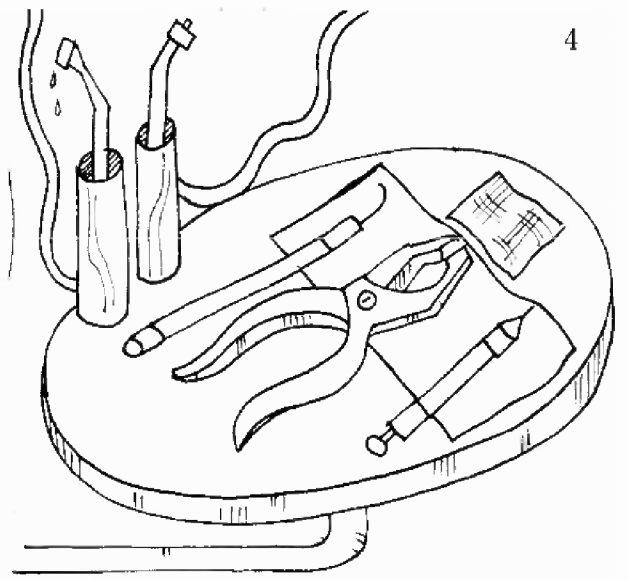
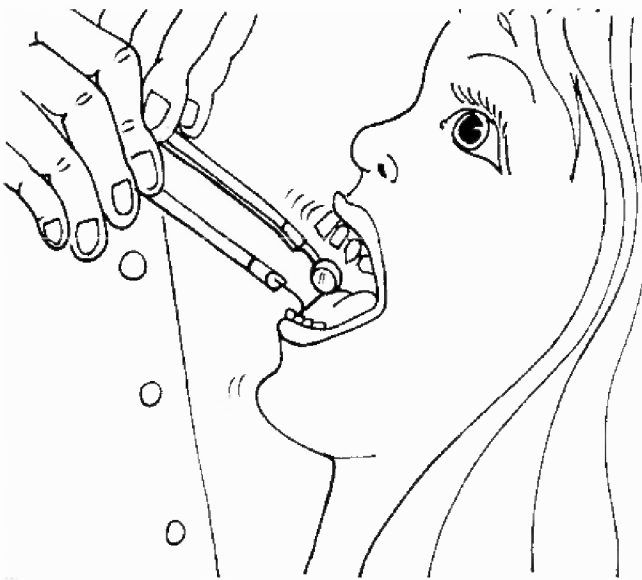

1. \_\_\_\_\_
2. \_\_\_\_\_
3. \_\_\_\_\_
4. \_\_\_\_\_
5. \_\_\_\_\_
6. \_\_\_\_\_

## POINT IT OUT

Point to the following items.

stop signal    left turn signal    bike light    antenna    turning head    helmet strap

TITLE: \_\_\_\_\_



## WHICH DRAWING IS IT?

Identify which drawing the following sentences best describe.

1. Dawn has a loose tooth. Best describes drawing number \_\_\_\_\_
2. The dentist has several instruments. \_\_\_\_\_
3. Dawn took her tooth home and a balloon. \_\_\_\_\_
4. The dentist invites Dawn into the chair. \_\_\_\_\_
5. The dentist pulled the tooth slowly. It did not hurt. \_\_\_\_\_
6. The dentist examines Dawn's mouth. \_\_\_\_\_

## WHERE IS IT?

Below is a list of six words or phrases. Identify which drawing contains the thing described by that word or phrase. Practice writing the word or phrase in the space provided. There will be one word or phrase for each drawing.

gets examined   discovers loose tooth   instruments   dentist wiggling   meets dentist   balloon




1. \_\_\_\_\_
2. \_\_\_\_\_
3. \_\_\_\_\_
4. \_\_\_\_\_
5. \_\_\_\_\_
6. \_\_\_\_\_

## POINT IT OUT

Point to the following items.

needle   dentist's chair   mirror   pulled tooth   Dawn wiggling tooth   dentist's hand on tooth

TITLE: \_\_\_\_\_



## WHICH DRAWING IS IT?

Identify which drawing the following sentences best describe.

1. Karen is glad her first lesson is over. Best describes drawing number \_\_\_\_\_
2. Before taking lessons Karen would wear floats on her arms. \_\_\_\_\_
3. The lifeguard helps Karen spit out some water she swallowed. \_\_\_\_\_
4. The lifeguard invites Karen into the pool. \_\_\_\_\_
5. The lifeguard holds Karen while she floats on her back. \_\_\_\_\_
6. The lifeguard helps Karen swim to the side of the pool. \_\_\_\_\_

## WHERE IS IT?

Below is a list of six words or phrases. Identify which drawing contains the thing described by that word or phrase. Practice writing the word or phrase in the space provided. There will be one word or phrase for each drawing.

goggles   floats   life jacket   spitting   floating on back   hands on side of pool

1. \_\_\_\_\_
2. \_\_\_\_\_
3. \_\_\_\_\_
4. \_\_\_\_\_
5. \_\_\_\_\_
6. \_\_\_\_\_


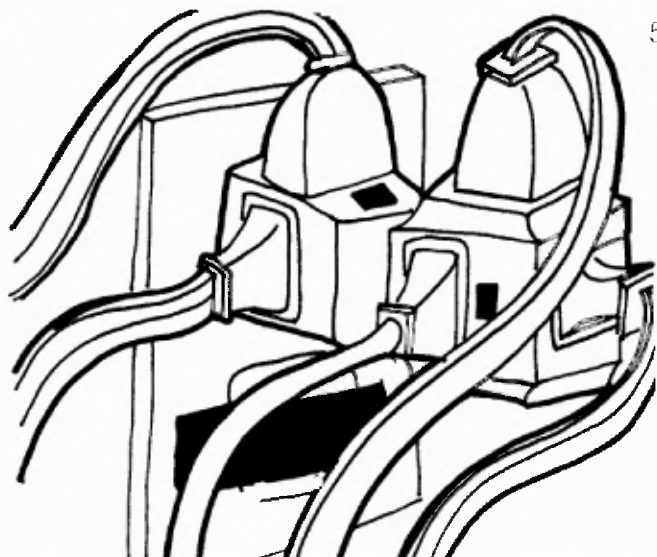
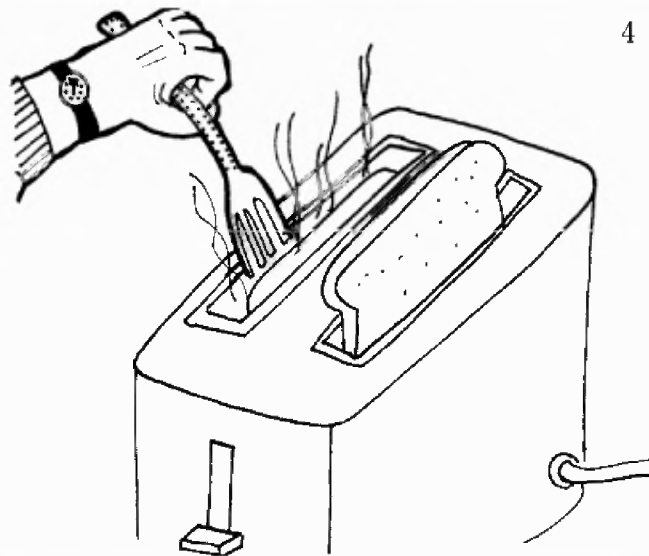


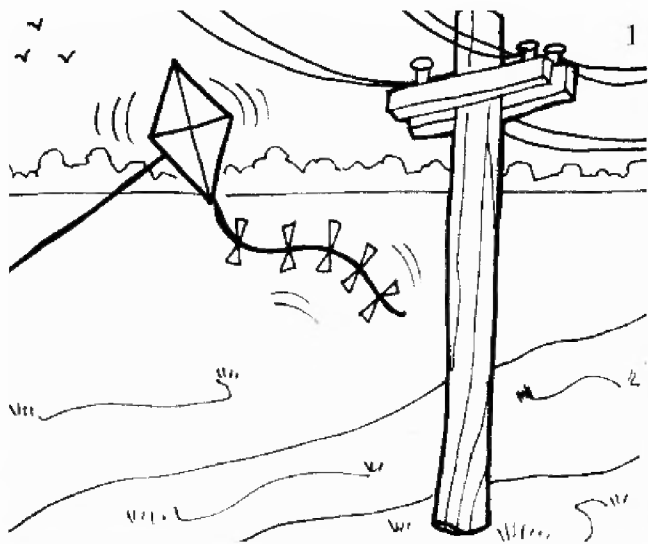
## POINT IT OUT

Point to the following items.

ladder   drying off   feet kicking   looking up   standing in pool   standing at edge of pool



TITLE: \_\_\_\_\_



## WHICH DRAWING IS IT?

Identify which drawing the following sentences best describe.

1. Sticking finger in electrical socket.      Best describes drawing number \_\_\_\_\_
2. Radio too close to water. \_\_\_\_\_
3. Sticking fork in toaster. \_\_\_\_\_
4. Flying kite too close to electrical wires. \_\_\_\_\_
5. Keep out due to danger from high voltage. \_\_\_\_\_
6. Too many plugs in electrical socket. \_\_\_\_\_

## WHERE IS IT?

Below is a list of six words or phrases. Identify which drawing contains the thing described by that word or phrase. Practice writing the word or phrase in the space provided. There will be one word or phrase for each drawing.

radio    toaster    kite    overloaded socket    empty outlet    fence

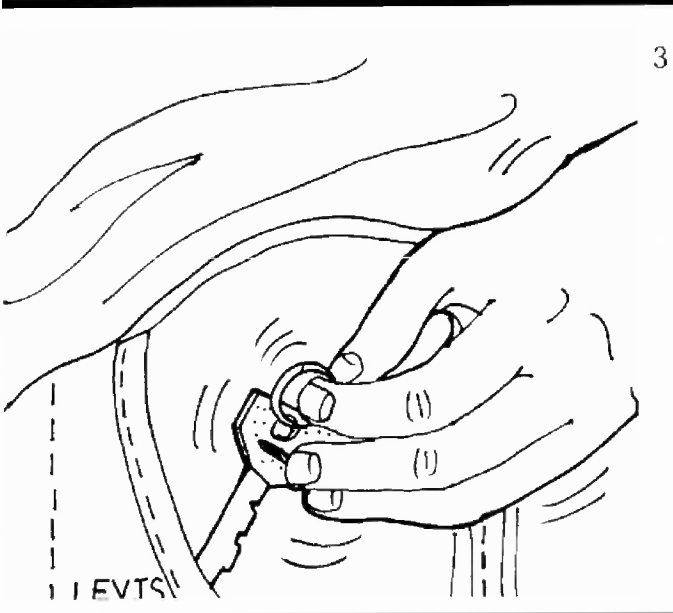
1. \_\_\_\_\_
2. \_\_\_\_\_
3. \_\_\_\_\_
4. \_\_\_\_\_
5. \_\_\_\_\_
6. \_\_\_\_\_

## POINT IT OUT

Point to the following items.

finger and socket    keep out    telephone pole    many plugs    bread    bathtub

TITLE: \_\_\_\_\_



## WHICH DRAWING IS IT?

Identify which drawing the following sentences best describe.

- |  |                               |       |
|--|-------------------------------|-------|
| 1. Jim sits at the bar.  | Best describes drawing number | _____ |
| 2. Jim takes a taxi home.  |                               | _____ |
| 3. Jim puts his keys in a big cup.                               |                               | _____ |
| 4. Jim meets Vicki at the bar and decides to have another drink. |                               | _____ |
| 5. Jim makes a phone call.                                       |                               | _____ |
| 6. Jim takes his car key out of his pocket.                      |                               | _____ |

## WHERE IS IT?

Below is a list of six words or phrases. Identify which drawing contains the thing described by that word or phrase. Practice writing the word or phrase in the space provided. There will be one word or phrase for each drawing.

taxi   Vicki arrives   key #28   Jim sits alone   pants pocket   telephone



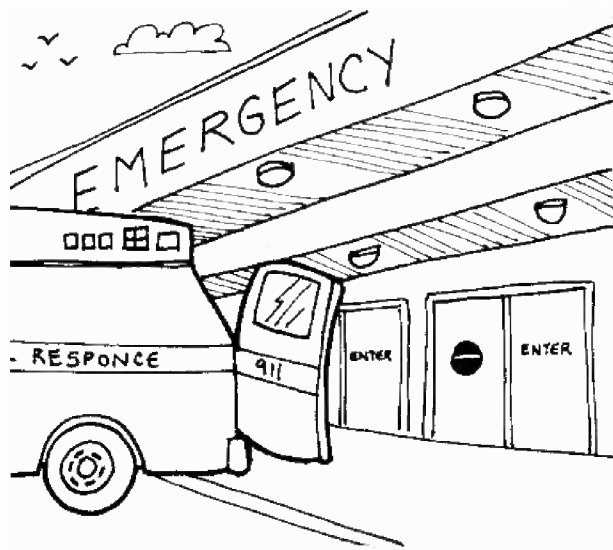
1. \_\_\_\_\_
2. \_\_\_\_\_
3. \_\_\_\_\_
4. \_\_\_\_\_
5. \_\_\_\_\_
6. \_\_\_\_\_

## POINT IT OUT

Point to the following items.

198   peanuts on bar   telephone cord   Vicki and Jim   key coming out of pocket   be a winner

TITLE: \_\_\_\_\_



## WHICH DRAWING IS IT?

Identify which drawing the following sentences best describe.

1. My arm is in a sling. Best describes drawing number \_\_\_\_\_
2. The ambulance brought me to the hospital. \_\_\_\_\_
3. My legs were shaking as I waited on the table. \_\_\_\_\_
4. The doctor called me in. \_\_\_\_\_
5. The technician took an x-ray of my arm. \_\_\_\_\_
6. My mother waited with me in the waiting room. \_\_\_\_\_

## WHERE IS IT?

Below is a list of six words or phrases. Identify which drawing contains the thing described by that word or phrase. Practice writing the word or phrase in the space provided. There will be one word or phrase for each drawing.

clipboard    waiting room    legs    x-ray machine    emergency    sling

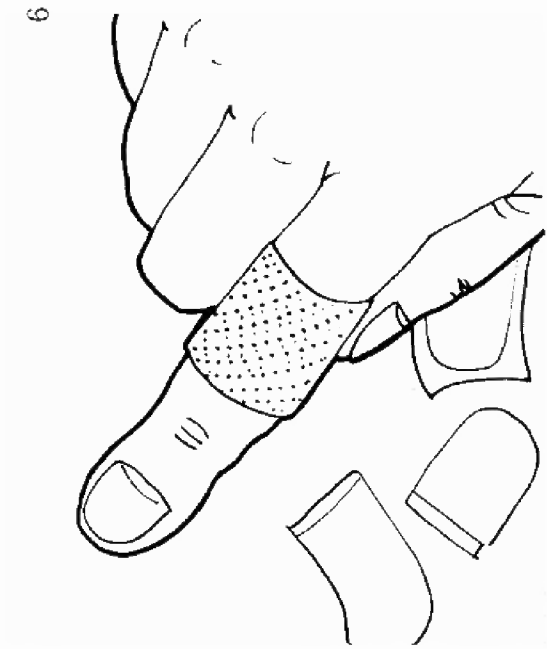
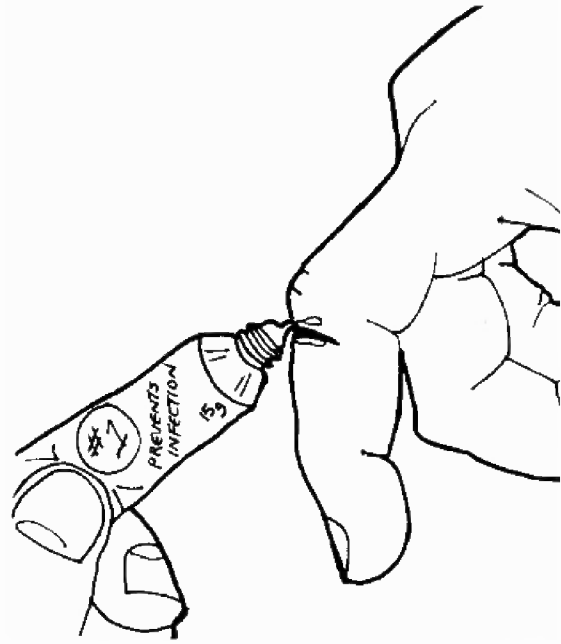
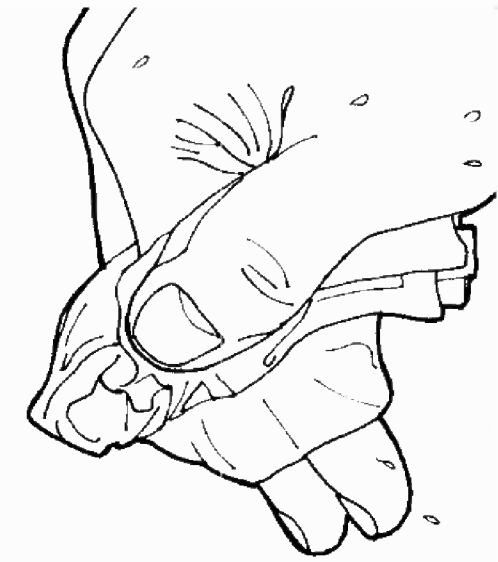
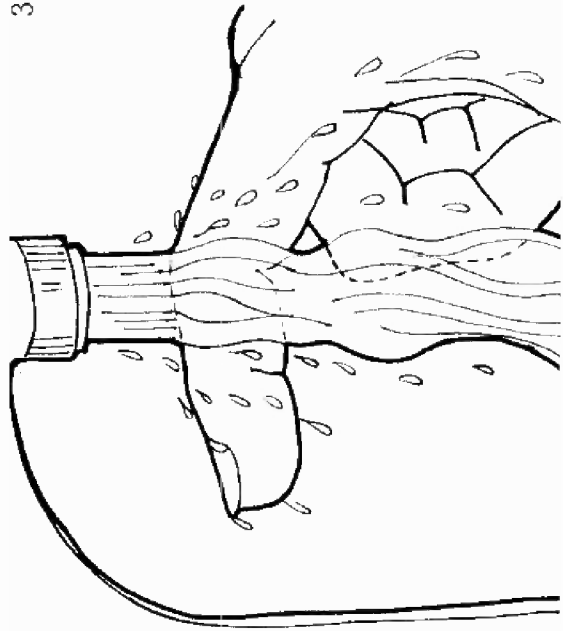
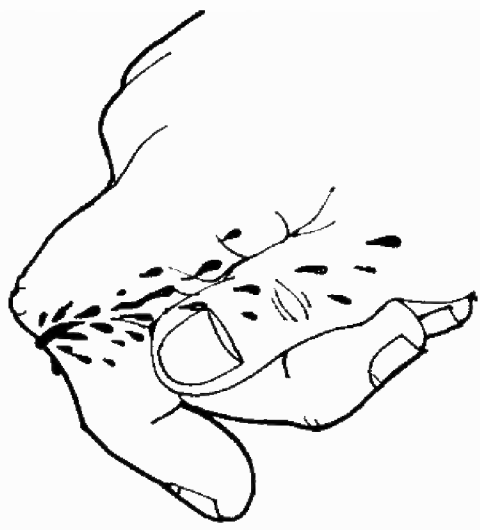
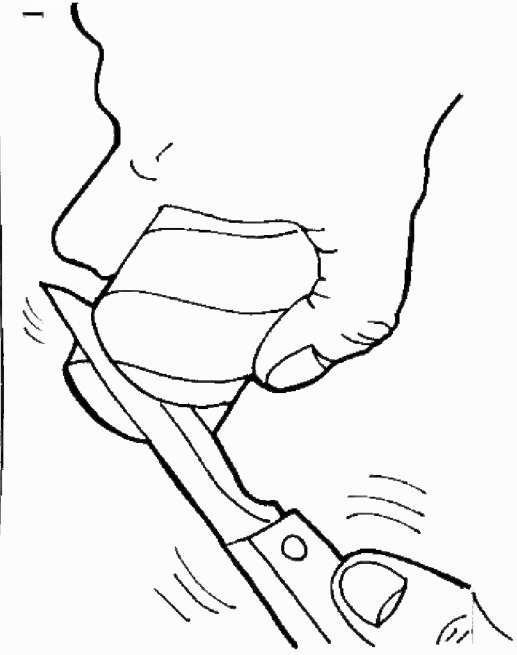
1. \_\_\_\_\_
2. \_\_\_\_\_
3. \_\_\_\_\_
4. \_\_\_\_\_
5. \_\_\_\_\_
6. \_\_\_\_\_

## POINT IT OUT

Point to the following items.

#4    arm around shoulder    0283    feet    911    1022

TITLE: \_\_\_\_\_



## WHICH DRAWING IS IT?

Identify which drawing the following sentences best describe.

1. He runs water on his finger. Best describes drawing number \_\_\_\_\_
2. He held a knife and cut a cucumber. \_\_\_\_\_
3. He puts a bandage on his cut finger. \_\_\_\_\_
4. He applies pressure to his wounded finger. \_\_\_\_\_
5. He cuts himself and blood comes from his wound. \_\_\_\_\_
6. He squeezes some medicine to prevent infection onto his wound. \_\_\_\_\_

## WHERE IS IT?

Below is a list of six words or phrases. Identify which drawing contains the thing described by that word or phrase. Practice writing the word or phrase in the space provided. There will be one word or phrase for each drawing.

running   squeezing tube   cutting   applying pressure   bandaging   bleeding

1. \_\_\_\_\_
2. \_\_\_\_\_
3. \_\_\_\_\_
4. \_\_\_\_\_
5. \_\_\_\_\_
6. \_\_\_\_\_


## POINT IT OUT

Point to the following items.


blood   tissue   knife   prevents infection   tap   band-aid




TITLE:



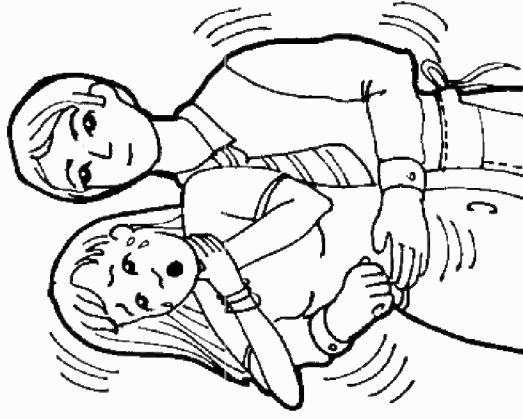
1



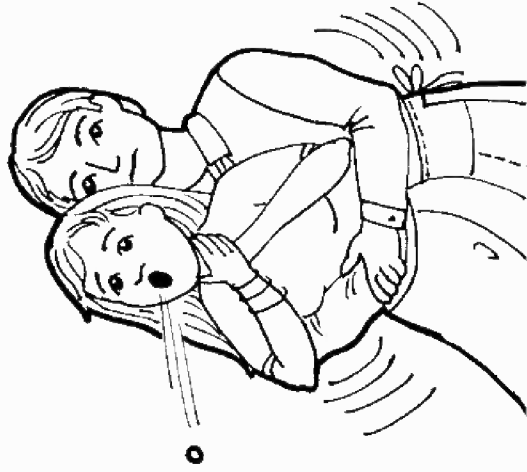
2



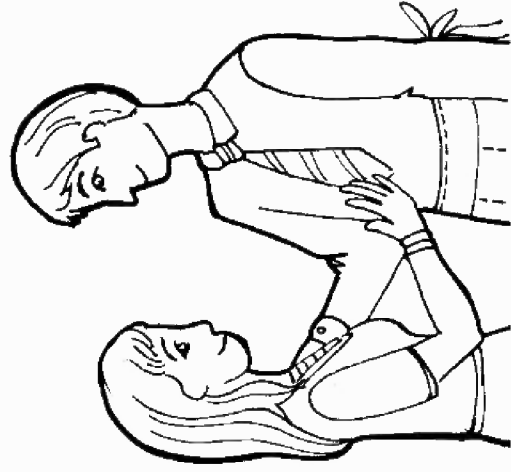
3



4



5



6

## WHICH DRAWING IS IT?

Identify which drawing the following sentences best describe.

1. Teh he puts his arms around her. Best describes drawing number \_\_\_\_\_
2. A man comes to her aid and he puts his hands on her hips. \_\_\_\_\_
3. She begins choking on some food. \_\_\_\_\_
4. The woman thanks the man for saving her with the Heimlich Maneuver. \_\_\_\_\_
5. She eats her lunch. \_\_\_\_\_
6. He squeezes and she spits out the trapped food. \_\_\_\_\_

## WHERE IS IT?

Below is a list of six words or phrases. Identify which drawing contains the thing described by that word or phrase. Practice writing the word or phrase in the space provided. There will be one word or phrase for each drawing.

eating    spitting    beginning to choke    thanking    man arrives    arms around her

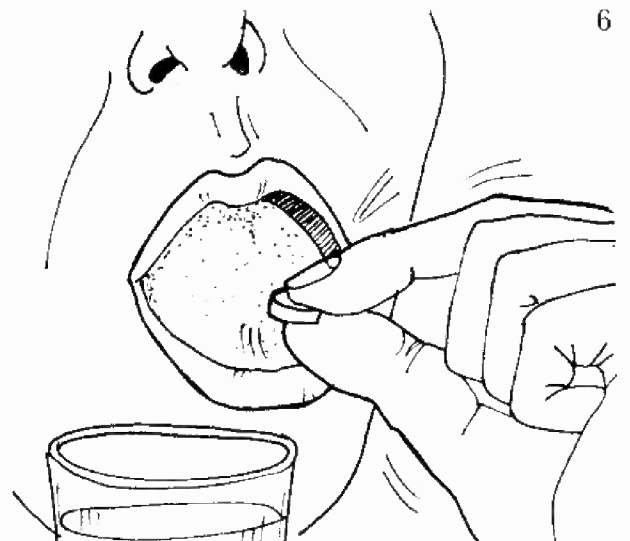

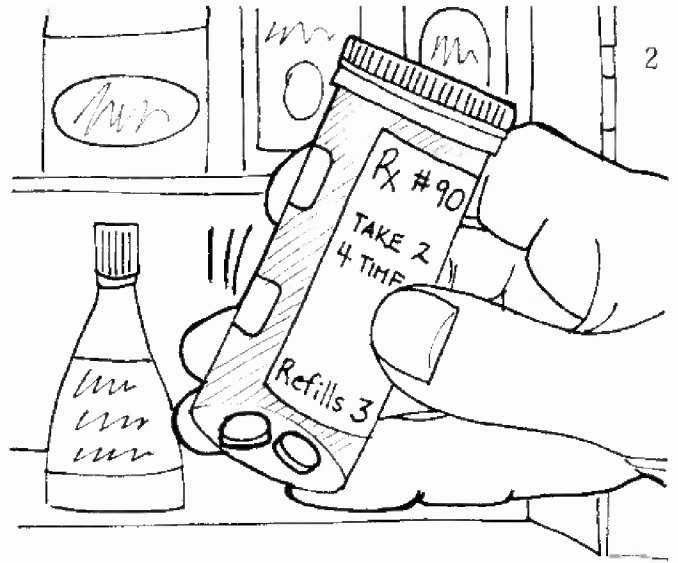
1. \_\_\_\_\_
2. \_\_\_\_\_
3. \_\_\_\_\_
4. \_\_\_\_\_
5. \_\_\_\_\_
6. \_\_\_\_\_

## POINT IT OUT

Point to the following items.

plant    immediately before squeeze    hands on hips    flying food    starting to choke    after rescue

TITLE: \_\_\_\_\_



## WHICH DRAWING IS IT?

Identify which drawing the following sentences best describe.

- |  |                               |       |
|--|-------------------------------|-------|
| 1. She takes a pill.                                 | Best describes drawing number | _____ |
| 2. She coughs.                                       |                               | _____ |
| 3. She carries her prescription in a bag.            |                               | _____ |
| 4. She realizes she is almost out of pills.          |                               | _____ |
| 5. She arrives at the drug store.                    |                               | _____ |
| 6. She gets her prescription filled at the pharmacy. |                               | _____ |

## WHERE IS IT?

Below is a list of six words or phrases. Identify which drawing contains the thing described by that word or phrase. Practice writing the word or phrase in the space provided. There will be one word or phrase for each drawing.

bag   cough   tongue   entrance   arrow   two pills


1. \_\_\_\_\_
2. \_\_\_\_\_
3. \_\_\_\_\_
4. \_\_\_\_\_
5. \_\_\_\_\_
6. \_\_\_\_\_

## POINT IT OUT

Point to the following items.

take 2   coat sleeve   water   pillow   24 hrs.   prescriptions

TITLE: \_\_\_\_\_



## WHICH DRAWING IS IT?

Identify which drawing the following sentences best describe.

1. Jimmy looks to his left. Best describes drawing number \_\_\_\_\_
2. Jimmy crosses the street. It is safe to cross. \_\_\_\_\_
3. Jimmy sings while he walks along the sidewalk. \_\_\_\_\_
4. Jimmy listens for traffic. \_\_\_\_\_
5. When Jimmy comes to a corner he stops. \_\_\_\_\_
6. Jimmy looks to his right. \_\_\_\_\_

## WHERE IS IT?

Below is a list of six words or phrases. Identify which drawing contains the thing described by that word or phrase. Practice writing the word or phrase in the space provided. There will be one word or phrase for each drawing.

listening   looking left   crossing street   walking along sidewalk   stopping   looking right

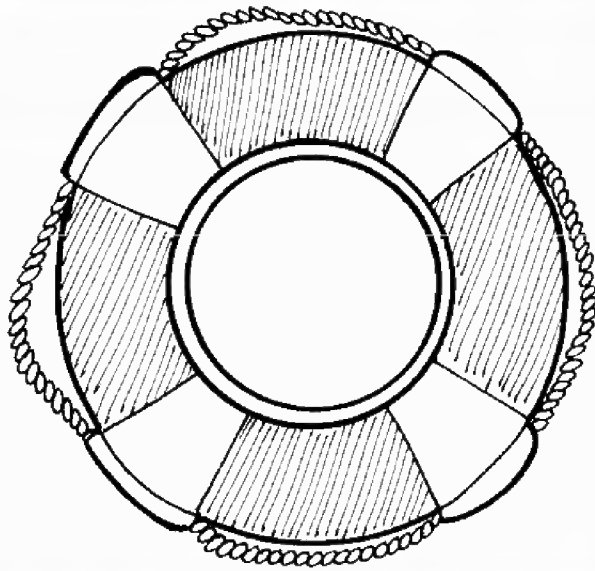

1. \_\_\_\_\_
2. \_\_\_\_\_
3. \_\_\_\_\_
4. \_\_\_\_\_
5. \_\_\_\_\_
6. \_\_\_\_\_

## POINT IT OUT

Point to the following items.

using his ears   at corner   in middle of street   singing on sidewalk   left eye only   right eye looking

TITLE: \_\_\_\_\_



## WHICH DRAWING IS IT?

Identify which drawing the following sentences best describe.

- |  |                               |       |
|--|-------------------------------|-------|
| 1. Wear your life jacket.                  | Best describes drawing number | _____ |
| 2. Every boat should have an anchor.       |                               | _____ |
| 3. Do not drink alcohol while boating.     |                               | _____ |
| 4. Your boat should have a life preserver. |                               | _____ |
| 5. Do not stand up in a small boat.        |                               | _____ |
| 6. A whistle can be used to call for help. |                               | _____ |

## WHERE IS IT?

Below is a list of six words or phrases. Identify which drawing contains the thing described by that word or phrase. Practice writing the word or phrase in the space provided. There will be one word or phrase for each drawing.

life preserver    boat smart    anchor    whistle    buckles    bottle

1. \_\_\_\_\_
2. \_\_\_\_\_
3. \_\_\_\_\_
4. \_\_\_\_\_
5. \_\_\_\_\_
6. \_\_\_\_\_

## POINT IT OUT

Point to the following items.



boat safe    whistle rope    circular life preserver    sailboat    anchor chain    wear it!





TITLE: \_\_\_\_\_




1



3



5



## WHICH DRAWING IS IT?

Identify which drawing the following sentences best describe.

- |  |                               |       |
|--|-------------------------------|-------|
| 1. Obey the traffic signal.              | Best describes drawing number | _____ |
| 2. Walk with a friend.                   |                               | _____ |
| 3. Do not walk between parked cars.      |                               | _____ |
| 4. Walk facing traffic.                  |                               | _____ |
| 5. If in trouble, find the Block Parent. |                               | _____ |
| 6. Obey the crossing guard.              |                               | _____ |

## WHERE IS IT?

Below is a list of six words or phrases. Identify which drawing contains the thing described by that word or phrase. Practice writing the word or phrase in the space provided. There will be one word or phrase for each drawing.

don't walk   parked cars   buddies   windshield wiper   block   crossing guard






1. \_\_\_\_\_
2. \_\_\_\_\_
3. \_\_\_\_\_
4. \_\_\_\_\_
5. \_\_\_\_\_
6. \_\_\_\_\_

## POINT IT OUT

Point to the following items.

whistle   ponytail   traffic signal   4X4   parent   pals

TITLE: \_\_\_\_\_



## WHICH DRAWING IS IT?

Identify which drawing the following sentences best describe.

1. I ate fish and vegetables for supper.      Best describes drawing number \_\_\_\_\_
2. I recycle the empty can. \_\_\_\_\_
3. I recycle the envelope. \_\_\_\_\_
4. I prepare a can of soup. \_\_\_\_\_
5. I read my letter from my mother. \_\_\_\_\_
6. I compost the fish bones and leftover vegetables. \_\_\_\_\_

## WHERE IS IT?

Below is a list of six words or phrases. Identify which drawing contains the thing described by that word or phrase. Practice writing the word or phrase in the space provided. There will be one word or phrase for each drawing.

recycle paper    plate    prepare    read    compost    recycle can



1. \_\_\_\_\_
2. \_\_\_\_\_
3. \_\_\_\_\_
4. \_\_\_\_\_
5. \_\_\_\_\_
6. \_\_\_\_\_

## POINT IT OUT

Point to the following items.

fork    bottle    newspaper    soup    heart    bones

TITLE: \_\_\_\_\_



## WHICH DRAWING IS IT?

Identify which drawing the following sentences best describe.

1. The doctor checks Jimmy's throat. Best describes drawing number \_\_\_\_\_
2. Jimmy listens to his own heart! \_\_\_\_\_
3. The receptionist calls Jimmy's name. \_\_\_\_\_
4. The doctor gives Jimmy some gifts when they are done. \_\_\_\_\_
5. The doctor checks Jimmy's ears. \_\_\_\_\_
6. The doctor weighs Jimmy. \_\_\_\_\_

## WHERE IS IT?

Below is a list of six words or phrases. Identify which drawing contains the thing described by that word or phrase. Practice writing the word or phrase in the space provided. There will be one word or phrase for each drawing.

tongue depressor    flashlight    lollipop    receptionist    degree    weighing

1. \_\_\_\_\_
2. \_\_\_\_\_
3. \_\_\_\_\_
4. \_\_\_\_\_
5. \_\_\_\_\_
6. \_\_\_\_\_

## POINT IT OUT

Point to the following items.

ear examination    tongue    propeller    scale    frame    file folder

# SEQUENCES:

## PICTURE STORIES FOR ESL

drawings by Jeannette Julich  
exercises by John F. Chabot

*Sequences: Picture Stories for ESL* is a reproducible book for beginner ESL students of all ages. It includes 60 units. Each unit contains a drawings page. On each drawings page there is a sequence of six drawings, mostly without words or captions. The drawings show the sequence of events that go with a particular activity, such as going grocery shopping or visiting a doctor.

Each drawings page is complimented by a page of vocabulary building exercises.

These lessons depend on the involvement of teacher and students together. The teacher must help students by giving the necessary input, which means a close analysis of each drawing making sure students have the vocabulary needed for the simple exercises which follow.

For students these materials promote listening, speaking, reading and writing.

ISBN 1-89545161-2

